





Yours,  
for life.

2021 COLLECTION





MADE IN THE  
**USA**

SINCE 1987

**SINCE 1987**

Since 1987 Benchmade has continued to define what product excellence is all about.

**COMMUNITY DRIVEN**

As a family business we understand the importance of enriching the communities we call home. Our commitment to American-Made means continually investing in people, materials and technology that are backed by these shared values.

Our factory, our people, our home - Oregon City, USA.



## COURAGEOUS INNOVATION

Benchmade has always been about more than just building a great knife. It is a passion driven by our founder, my father, Les DeAsis to create tools that people could depend on in any situation, for life. Since then, we have always sought to be held to a higher standard. Now, with a wonderful history and his spirit to innovate courageously, I am proud to introduce our new lineup for 2021.

This year's product offering is a testament to Benchmade's relentless, lifelong focus on improving quality, innovation and overall value for our customers. These products showcase the countless hours devoted to refining details and craftsmanship year after year. Anchoring on new materials, precision manufacturing, and advanced engineering, each product has been developed specifically for increasingly demanding users.

The challenges we weathered in 2020 proved to me that Benchmade's values, spirit, and dedication to service remains unsurpassed. As a retail partner, we want you to know that we remain committed to strong relationships and that Benchmade is ready to help you continue to elevate the Benchmade brand to your customer. If 2020 taught us anything it's that our Benchmade community is stronger than ever and we wouldn't be here without you.

Thank you for your support then, now, and into the future.  
I hope you enjoy the 2021 Collection.

Sincerely  
**Jon deAsis** - President & CEO





# T A B L E O F C O N T E N T S

08	TECHNICAL FEATURES	18	BLUE CLASS	87	ACCESSORIES
12	BLADE STEEL	46	HUNT CLASS	90	PRODUCT INDEX
14	GOLD CLASS	58	BLACK CLASS		





THE BENCHMADE DIFFERENCE

# How To Choose Your Benchmade Knife

Outdoor, tactical, every day use—there are many uses for a knife, and some knives are better for certain activities than others.

HOW WILL YOU USE YOUR KNIFE?



### TACTICAL

Designed for hard, immediate use, these high-strength knives feature robust mechanisms for situations where performance is a must.



### RESCUE

For critical situations. Gloved hands and the need to cut pliable materials are considerations in the design of these knives.



### EVERYDAY CARRY

Not obtrusive or uncomfortable in slacks or shorts; just convenient and well fitted to your general needs.



### OUTDOOR

From water to woods, backpacking trips to car camping, kayaking to fly-fishing, these versatile cutting tools can be used for many tasks.



### HUNT

Knives are a critical component of a successful hunt. These are the most advanced hunting knives ever made.



### SURVIVAL

Things can happen unexpectedly for any adventurer. These knives have been built for the unexpected.

## MECHANISM

We offer five primary actions: manual-opening, assisted-opening, automatic opening, fixed blade and Bali-Song®. If you're a mountain climber, you may want an assist. If you're a sportsman, a fixed blade may be the right choice. Whatever the case, consider which mechanism type is optimal for your needs. Mechanisms like the AXIS® lock deliver manual opening, assisted opening and automatic opening. Others, like the mono-lock deliver only manual opening.



### OPENING MANUAL

"Manuals" must be opened 100%, from the closed position to the open position, by the user.



### ASSISTED OPENING

"Assists" have a spring that encourages the blade into the open position once the user pushes the blade manually beyond a certain point.



### AUTOMATIC OPENING

"Autos" have a button or other actuation switch that mechanically fires the blade open without the user directly manipulating the blade.



### FIXED BLADE

These knives are permanently open and almost always come with a sheath to protect the edge.



### BALI SONG

"Bali" or "butterfly knives" open and close by way of two handles that rotate around the front and back of the blade.

KEY KNIFE FEATURES



### AXIS GENUINE MECHANICS

A 100 percent ambidextrous design, AXIS® gets its function from a small, hardened steel bar that rides forward and back in a slot machined into both steel liners. The bar extends to both sides of the knife, spans the liners and is positioned over the rear of the blade.



### AMBIDEXTROUS

Can be used equally well with either hand.



### LIFESHARP

Our industry-leading lifetime warranty and product services program.



### MOLLE® COMPATIBLE

A versatile attachment system designed for kitting military equipment.



### REVERSE CLIP

The pocket clip can be removed and placed in alternate locations on the handle.





## COLOR KEY

### CONFIGURATION CODES BLADE VARIATIONS

<b>NONE</b> No coating, no serrations	<b>GY</b> Gray coating, no serrations
<b>S</b> Serrations, no coating	<b>SGY</b> Serrations and gray coating
<b>BK</b> Black coating, no serrations	<b>FE</b> Flat earth coating
<b>SBK</b> Serrations and black coating	<b>SFE</b> Serrations and flat earth coating
<b>DLC</b> Diamond-like-Carbon coating	

### CONFIGURATION CODES HANDLE COLORS

<b>ORG</b> Orange	<b>WHT</b> White
<b>OD</b> Olive Drab	<b>BLU</b> Blue
<b>SN</b> Sand	<b>BK</b> Black

\*-1, -2, etc. typically indicate handle material variations

## FULL SIZE VS. MINI

As you make your way through the collection, you will find that some of our best selling knives also come in a Mini version. This is the same cutting power, durability and dependability of the full-size version. Remember that the size of each Mini varies by model, so be sure to check the product specifications for exact details when you are placing your order or ask your local rep to see a sample. Any way you want to carry, Benchmade has you covered.



## BLADE STYLES



### CLIP-POINT

Blade contains a sharp beak, typically forward of the midpoint, as if the tip has been "clipped off."




### DROP-POINT

Drops off the spine to the top. Tip height is typically below the center line on the blade.



### TANTO

This shape is easily identified by the angular lines. The knife edge is flat and transitions with a hard break in the angle from the tip to the primary edge.



### REVERSE TANTO

Defined by the bevel creating an upside-down tanto profile, adding weight forward on the blade.




### OPPOSING BEVEL

Design features a non-uniform blade geometry that creates an offset pry-tip, while maintaining a consistent chisel grind on the cutting edge.



### SPEAR-POINT

Must be symmetrical considering the blade profile. \*Traditionally, spear-points are double-sided, but those knives are more specifically referred to as daggers.



### WEEHAWK

Characterized by a sweeping edge and spine radius that tapers to the tip and handle.



### SHEEPSFOOT

The spine of the blade "rolls" into the tip earlier. This blade has a completely straight edge.



### TRAILING POINT

The spine curves upward to create an elevated point that's typically higher than the handle.





940

## BLADE STEEL

Steel composition can mean the difference between one sharp cut and a thousand. There are many types of steel, and additional factors that play into the right kind of steel for your usage. For instance, the way some steels are heat-treated plays a critical role in a knife's performance.



### EDGE RETENTION

How long a blade can maintain its sharpened edge.



### STRENGTH

Maximum stress withstood before a blade breaks or fails.



### CORROSION RESISTANCE

Resistance of a blade to oxidization and chemical attack.



### TOUGHNESS

Resistance of a blade to fracture and chipping.

### HEAT TREATMENT

Over the years we have developed a "special recipe" for heat-treating our blade steels. This process maximizes the steel's molecular structure for a custom toughness and superior performance.



USA

**CPM-S30V** / HRC: 58-60

As a blade material it offers excellent corrosion resistance and superb edge qualities.



USA

**CPM-M4** / HRC: 62-64

A powder-metal, non-stainless, special purpose high-speed steel with excellent wear resistance and toughness.



USA

**CPM-20CV** / HRC: 59-61

Excellent edge retention and great corrosion resistance are typically hard to find in one steel; however, they meet here in CPM-20CV.



USA

**CPM-S90V** / HRC: 59-61

A true super-steel, S90V offers substantial improvements in corrosion resistance over 440C and wear resistance far beyond that of D2.



USA

**440C** / HRC: 58-60

Originally designed for ball bearings, valves and gears, this high-carbon stainless steel is the staple of the cutlery industry.



USA

**CPM-3V** / HRC: 60-62

A powder-metal tool steel, its high carbon and vanadium paired with low chromium make it exceptionally tough while still being able to maintain a good cutting edge.



USA

**D2** / HRC: 60-62

A high-carbon, high-chrome tool steel provides better edge retention than 440C and 154CM; however, it has less toughness and corrosion resistance than either of these alloys.



AT

**M390** / HRC: 58-61

A super-performance blade steel with exceptional cutting ability and wear resistance.



SE

**DAMASTEEL** / HRC: 58-60

With alternating layers of RWL34 and RPMC27, this powder metal 'Damascus' steel doesn't just get by on its looks alone. The interweaving of these two alloys provides great strength and toughness.



AT

**N680** / HRC: 57-59

A special-application steel for when corrosion resistance is the primary requirement. Ideal for salt water applications, the addition of nitrogen to the alloy gives this the best corrosion resistance of any blade steel.



USA

**CPM-D2** / HRC: 60-62

This powder-metal version of conventional D2 steel has a much finer microstructure with smaller carbide particles than its counterpart, resulting in improved toughness and strength. A great choice for the customer who loves D2 but wants an upgrade in performance.



USA

**CPM-S45VN** / HRC: 60-62

The higher levels of Chrome along with the introduction of Nitrogen in S45VN allow for improved corrosion resistance over CPM-S30V and CPM-S90V, while balancing the excellent performance found in both of those steels.



USA

**CPM-154** / HRC: 58-61

This powder-metal version of conventional 154CM steel has a much finer microstructure with smaller carbide particles than its counterpart, resulting in improved toughness and strength.



USA

**154CM** / HRC: 58-61

A premium-grade steel developed for tough industrial applications. Known best for its all-around qualities, 154CM offers a good balance of corrosion resistance, toughness and edge quality.



USA

**CPM-CRUWEAR** / HRC: 63-65

An air-hardenable non-stainless tool steel that has improved toughness and wear resistance over D2 steel. CPM-Cruwear has vanadium to form extremely hard vanadium carbides for edge retention along with tungsten and molybdenum to increase the working hardness without reducing the toughness.





# TENGU FLIPPER

## UNLIMITED LIMITED

601-211 OESER DESIGN

Pushing the boundaries of production knifemaking, the new Gold Class 601-211 Tengu infuses jaw-dropping materials with the popular design of custom knifemaker, Jared Oeser. Hand crafted by Benchmade's best, this year's Gold Class offering sets a new standard for American craftsmanship.



- ✦ **MECHANISM** - Liner lock with flipper
- ✦ **BLADE LENGTH** - 2.77" (7.04cm)
- ✦ **BLADE THICKNESS** - 0.121" (3.073mm)
- ✦ **OPEN** - 6.61" (16.79cm)
- ✦ **CLOSED** - 3.85" (9.78cm)
- ✦ **WEIGHT** - 2.62" (74.28g)
- ✦ **HANDLE THICKNESS** - 0.44" (11.18mm)
- ✦ **SHEATH WEIGHT** - 0.32oz (9.07g)

### CONFIGURATIONS

601-211



✦  
BiFrost™ pattern  
Damasteel® blade

✦  
White and Black marbled  
carbon fiber handle

✦  
Raffir Blue Uranium  
backspacer

✦  
Black Shark Skin  
leather sleeve

✦  
Blue anodized  
hardware accents



## GOLD CLASS

### TENGU FLIPPER

Erase the line between custom and manufactured. Its where existing lines reach perfection, and one-of-a-kind tools are crafted for the collector's wish list. Our team of seasoned craftsmen spend hours blending, backsanding, sharpening and assembling each Gold Class knife to perfection. The Gold Class represents a new standard in knifemaking.

The 601 Tengu epitomizes the style of Jared Oeser's approach to knife design, a perfect blend of unique form and unrivaled function. His unique Tengu style is the most popular of his custom designs, and the refinements he brought to the 601— an updated geometry, flipper deployment, a leather carrying sleeve—make it stand out in any collection.

From the Damasteel blade to the marbled carbon fiber handle and Raffir blue uranium backspacer, no detail is too small for the 601-211 Tengu. This handcrafted one-of-a-kind knife will be available exclusively in the year 2021.







①

②


# TENGU FLIPPER

③

- 1. White and black marbled carbon fiber
- 2. Blue G10 decorative shield inlays
- 3. Blue anodized hardware accents
- 4. BiFrost™ pattern Damasteel®
- 5. Blue sapphire liners
- 6. Raffir blue uranium backspacer



④



⑤

⑥





# BLUE CLASS



## Everyday Carry

No matter where your day takes you, an Everyday Carry from Benchmade is ready for action. Our EDC knives are as versatile as they are durable, guaranteeing you the confidence and trust that we have built our name on. Our Blue Class specializes brings EDC to life with a variety of options that you can pair with your individual style and need.

As you plan for your next day out in the field, forest or city, never leave your Benchmade behind.





CONFIGURATIONS  
535-3

### Bugout® 535-3



- + MECHANISM - AXIS® lock
- + BLADE STYLE - Drop-point
- + BLADE STEEL - CPM-S90V super premium stainless steel (59-61 HRC)
- + HANDLE - Carbon fiber
- + BLADE LENGTH - 3.24" (8.23cm)
- + BLADE THICKNESS - 0.090" (2.286mm)
- + OPEN - 7.46" (18.95cm)
- + CLOSED - 4.22" (10.72cm)
- + WEIGHT - 2.02oz (57.27g)
- + HANDLE THICKNESS - 0.41" (10.46mm)



CONFIGURATIONS  
535BK-4 BLACK

### Bugout® 535BK-4



- + MECHANISM - AXIS® lock
- + BLADE STYLE - Drop-point
- + BLADE STEEL - M390 super premium stainless steel (58-61 HRC)
- + HANDLE - 6061-T6 aircraft aluminum
- + BLADE LENGTH - 3.24" (8.24cm)
- + BLADE THICKNESS - 0.090" (2.286mm)
- + OPEN - 7.46" (18.95cm)
- + CLOSED - 4.22" (10.72cm)
- + WEIGHT - 2.50oz (70.87g)
- + HANDLE THICKNESS - 0.412" (10.46mm)

# Yours, for life.

BUGOUT®  
535-3



Since 1987, Benchmade Knife Company has combined precision machining with hand assembled designs, made in our factory in Oregon City, Oregon. Whether it's in the line of duty, the field or forest, for everyday carry - Benchmade is committed to performance without compromise, for life.





**CONFIGURATIONS**

535  
535S SERR

## Bugout®

535

- + **MECHANISM** - AXIS® lock
- + **BLADE STYLE** - Drop-point
- + **BLADE STEEL** - CPM-S30V premium stainless steel (58-60HRC)
- + **HANDLE** - Textured blue Grivory®;
- + **BLADE LENGTH** - 3.24" (8.23cm)
- + **BLADE THICKNESS** - 0.090" (2.286mm)
- + **OPEN** - 7.46" (18.95cm)
- + **CLOSED** - 4.22" (10.72cm)
- + **WEIGHT** - 1.85oz (52.45g)
- + **HANDLE THICKNESS** - 0.42" (10.668mm)



**CONFIGURATIONS**

533BK-2 BLACK

## Mini Bugout®

533BK-2



- + **MECHANISM** - AXIS® lock
- + **BLADE STYLE** - Drop-point
- + **BLADE STEEL** - CPM-S30V premium stainless steel (58-60HRC)
- + **HANDLE** - Textured Black CF-Elite™
- + **BLADE LENGTH** - 2.82" (7.16cm)
- + **BLADE THICKNESS** - 0.090" (2.286mm)
- + **OPEN** - 6.49" (16.48cm)
- + **CLOSED** - 3.70" (9.41cm)
- + **WEIGHT** - 1.50oz (42.52g)
- + **HANDLE THICKNESS** - 0.41" (10.46mm)



**CONFIGURATIONS**

535GRY-1  
535SGRY-1 SERR GRAY GRAY

## Bugout®

535GRY-1

- + **MECHANISM** - AXIS® lock
- + **BLADE STYLE** - Drop-point
- + **BLADE STEEL** - CPMS30V (58-60 HRC)
- + **HANDLE** - Ranger Green Grivory
- + **BLADE LENGTH** - 3.24" (8.23cm)
- + **BLADE THICKNESS** - 0.090" (2.286mm)
- + **OPEN** - 7.46" (18.95cm)
- + **CLOSED** - 4.22" (10.72cm)
- + **WEIGHT** - 1.8oz (51.03g)
- + **HANDLE THICKNESS** - 0.42" (10.668mm)



**CONFIGURATIONS**

533BK-1 BLACK

## Mini Bugout®

533BK-1

- + **MECHANISM** - AXIS® lock
- + **BLADE STYLE** - Drop-point
- + **BLADE STEEL** - CPM-S30V premium stainless steel (58-60HRC)
- + **HANDLE** - Textured White Grivory®
- + **BLADE LENGTH** - 2.82" (7.16cm)
- + **BLADE THICKNESS** - 0.090" (2.286mm)
- + **OPEN** - 6.49" (16.48cm)
- + **CLOSED** - 3.70" (9.41cm)
- + **WEIGHT** - 1.50oz (42.52g)
- + **HANDLE THICKNESS** - 0.41" (10.46mm)



**CONFIGURATIONS**

535BK-2  
535SBK-2 SERR BLACK BLACK

## Bugout®

535BK-2

- + **MECHANISM** - AXIS® lock
- + **BLADE STYLE** - Drop-point
- + **BLADE STEEL** - CPM-S30V premium stainless steel (58-60HRC)
- + **HANDLE** - Textured Black CF-Elite™
- + **BLADE LENGTH** - 3.24" (8.23cm)
- + **BLADE THICKNESS** - 0.090" (2.286mm)
- + **OPEN** - 7.46" (18.95cm)
- + **CLOSED** - 4.22" (10.72cm)
- + **WEIGHT** - 1.8oz (51.03g)
- + **HANDLE THICKNESS** - 0.42" (10.668mm)



**CONFIGURATIONS**

533

## Mini Bugout®

533

- + **MECHANISM** - AXIS® lock
- + **BLADE STYLE** - Drop-point
- + **BLADE STEEL** - CPM-S30V premium stainless steel (58-60HRC)
- + **HANDLE** - Textured Orange Grivory®
- + **BLADE LENGTH** - 2.82" (7.16cm)
- + **BLADE THICKNESS** - 0.090" (2.286mm)
- + **OPEN** - 6.49" (16.48cm)
- + **CLOSED** - 3.70" (9.41cm)
- + **WEIGHT** - 1.50oz (42.52g)
- + **HANDLE THICKNESS** - 0.41" (10.46mm)



# 945

945BK-1 | OSBORNE DESIGN

The 945BK-1 Mini Osborne upholds the same unique styling of the 940, while scaling down the overall profile. Sporting the classic reverse tanto blade shape in CPM-S30v and a black G10 with a blue baselayer handle. The Mini Osborne is the perfect accomplice to the full-size counterparts.



EDC



OUTDOOR

- ✦ **MECHANISM** - AXIS® lock
- ✦ **BLADE LENGTH** - 2.92" (7.42cm)
- ✦ **BLADE THICKNESS** - 0.104" (2.642mm)
- ✦ **OPEN** - 6.76" (17.17cm)
- ✦ **CLOSED** - 3.84" (9.754cm)
- ✦ **WEIGHT** - 2.19oz (62.09g)
- ✦ **HANDLE THICKNESS** - 0.41" (10.287mm)

## CONFIGURATIONS

945BK-1 | BLACK



CPM-S30V  
blade steel



Reverse tanto  
blade style



Black G10/Blue  
baselayer with  
stainless steel liners



Mini split  
arrow clip



Manual opening with  
AXIS® lock



## BLUE CLASS

### 945BK-1

The heart of Benchmade. Whether it's folders or fixed blades, the Blue Class knife is designed and built for those who understand the difference a high-quality tool can make.

The 940 is an iconic blade that, over the past 20 years, has cemented its legacy as an unrivaled classic. We've created dozens of variants of the 940, celebrating its unique design and function. Precise form meets everyday carry function, right in your pocket.

Warren Osborne sold his first custom knife in 1980, and up until his passing in 2016, he innovated with every design he dreamed up. The entire Benchmade family has long treasured our friendship and collaboration with Warren. His reputation for perfection has inspired our own team to constantly raise our own standards for lasting quality.





### CONFIGURATIONS

940  
940BK | BLACK

## Osborne

940 | OSBORNE DESIGN

- + **MECHANISM** - AXIS® lock
- + **BLADE STYLE** - Reverse tanto
- + **BLADE STEEL** - CPM-S30V premium stainless steel (58-60 HRC)
- + **HANDLE** - Green anodized, 6061-T6 billet aluminum with stainless steel liners
- + **BLADE LENGTH** - 3.40" (8.64cm)
- + **BLADE THICKNESS** - 0.115" (2.921mm)
- + **OPEN** - 7.87" (19.99cm)
- + **CLOSED** - 4.47" (11.35cm)
- + **WEIGHT** - 2.90oz (82.21g)
- + **HANDLE THICKNESS** - 0.41" (10.41mm)



### CONFIGURATIONS

945 |

## Mini Osborne

945 | OSBORNE DESIGN



- + **MECHANISM** - AXIS® lock
- + **BLADE STYLE** - Reverse tanto
- + **BLADE STEEL** - CPM-S30V premium stainless steel (58-60 HRC)
- + **HANDLE** - Green anodized, 6061-T6 billet aluminum with stainless steel liners
- + **BLADE LENGTH** - 2.92" (7.42cm)
- + **BLADE THICKNESS** - 0.104" (2.642mm)
- + **OPEN** - 6.76" (17.17cm)
- + **CLOSED** - 3.84" (9.754cm)
- + **WEIGHT** - 2.00oz (56.70g)
- + **HANDLE THICKNESS** - 0.43" (10.795mm)



### CONFIGURATIONS

940-1 |

## Osborne

940-1 | OSBORNE DESIGN

- + **MECHANISM** - AXIS® lock
- + **BLADE STYLE** - Reverse tanto
- + **BLADE STEEL** - CPM-S90V super premium stainless steel (59-61 HRC)
- + **HANDLE** - Carbon fiber with stainless steel liners
- + **BLADE LENGTH** - 3.40" (8.64cm)
- + **BLADE THICKNESS** - 0.115" (2.921mm)
- + **OPEN** - 7.87" (19.99cm)
- + **CLOSED** - 4.47" (11.35cm)
- + **WEIGHT** - 2.44oz (69.17g)
- + **HANDLE THICKNESS** - 0.44" (11.18mm)



### CONFIGURATIONS

945BK-1 | BLACK

## Mini Osborne

945BK-1 | OSBORNE DESIGN



- + **MECHANISM** - AXIS® lock
- + **BLADE STYLE** - Reverse tanto
- + **BLADE STEEL** - CPM-S30V premium stainless steel (58-60 HRC)
- + **HANDLE** - Black G10/Blue baselayer with stainless steel liners
- + **BLADE LENGTH** - 2.92" (7.42cm)
- + **BLADE THICKNESS** - 0.104" (2.642mm)
- + **OPEN** - 6.76" (17.17cm)
- + **CLOSED** - 3.84" (9.754cm)
- + **WEIGHT** - 2.19oz (62.09g)
- + **HANDLE THICKNESS** - 0.41" (10.287mm)



### CONFIGURATIONS

940-2 |

## Osborne

940-2 | OSBORNE DESIGN

- + **MECHANISM** - AXIS® lock
- + **BLADE STYLE** - Reverse tanto
- + **BLADE STEEL** - CPM-S30V premium stainless steel (58-60 HRC)
- + **HANDLE** - Black milled G10 with stainless steel liners
- + **BLADE LENGTH** - 3.40" (8.64cm)
- + **BLADE THICKNESS** - 0.115" (2.921mm)
- + **OPEN** - 7.87" (19.99cm)
- + **CLOSED** - 4.47" (11.35cm)
- + **WEIGHT** - 2.65oz (75.13g)
- + **HANDLE THICKNESS** - 0.44" (11.18mm)



### CONFIGURATIONS

550-S30V |

## Griptilian®

550-S30V | PARDUE DESIGN

- + **MECHANISM** - AXIS® lock
- + **BLADE STYLE** - Sheepsfoot
- + **BLADE STEEL** - CPM-S30V premium stainless steel (58-60 HRC)
- + **HANDLE** - Glass-filled black nylon with stainless steel liners
- + **BLADE LENGTH** - 3.45" (8.76cm)
- + **BLADE THICKNESS** - 0.115" (2.921mm)
- + **OPEN** - 8.07" (20.50cm)
- + **CLOSED** - 4.62" (11.73cm)
- + **WEIGHT** - 3.79oz (107.44g)
- + **HANDLE THICKNESS** - 0.64" (16.26mm)





OUTDOOR



**CONFIGURATIONS**

555-S30V

## Mini Griptilian®

555-S30V | PARDUE DESIGN

- + **MECHANISM** - AXIS® lock
- + **BLADE STYLE** - Sheepsfoot
- + **BLADE STEEL** - CPM-S30V premium stainless steel (58-60 HRC)
- + **HANDLE** - Glass-filled black nylon with stainless steel liners
- + **BLADE LENGTH** - 2.91" (7.39cm)
- + **BLADE THICKNESS** - 0.100" (2.540mm)
- + **OPEN** - 6.78" (17.22cm)
- + **CLOSED** - 3.87" (9.83cm)
- + **WEIGHT** - 2.68oz (75.98g)
- + **HANDLE THICKNESS** - 0.51" (12.95mm)



OUTDOOR



TACTICAL



**CONFIGURATIONS**

551BKS-S30V | BLACK

## Griptilian®

551BKS-S30V | PARDUE DESIGN

- + **MECHANISM** - AXIS® lock
- + **BLADE STYLE** - Drop-point
- + **BLADE STEEL** - CPM-S30V premium stainless steel (58-60 HRC)
- + **HANDLE** - Glass-filled sand colored nylon with stainless steel liners
- + **BLADE LENGTH** - 3.45" (8.76cm)
- + **BLADE THICKNESS** - 0.115" (2.921mm)
- + **OPEN** - 8.07" (20.50cm)
- + **CLOSED** - 4.62" (11.73cm)
- + **WEIGHT** - 3.88oz (110.0g)
- + **HANDLE THICKNESS** - 0.64" (16.26mm)



OUTDOOR



TACTICAL



**CONFIGURATIONS**

551-S30V	.....	.....	.....
551BK-S30V	.....	.....	BLACK
551SBK-S30V	SERR	.....	BLACK

## Griptilian®

551-S30V | PARDUE DESIGN

- + **MECHANISM** - AXIS® lock
- + **BLADE STYLE** - Drop-point
- + **BLADE STEEL** - CPM-S30V premium stainless steel (58-60 HRC)
- + **HANDLE** - Glass-filled black nylon with stainless steel liners
- + **BLADE LENGTH** - 3.45" (8.76cm)
- + **BLADE THICKNESS** - 0.115" (2.921mm)
- + **OPEN** - 8.07" (20.50cm)
- + **CLOSED** - 4.62" (11.73cm)
- + **WEIGHT** - 3.88oz (110.0g)
- + **HANDLE THICKNESS** - 0.64" (16.26mm)



OUTDOOR



TACTICAL



**CONFIGURATIONS**

551-ORG-S30V

## Griptilian®

551-ORG-S30V | PARDUE DESIGN

- + **MECHANISM** - AXIS® lock
- + **BLADE STYLE** - Drop-point
- + **BLADE STEEL** - CPM-S30V premium stainless steel (58-60 HRC)
- + **HANDLE** - Glass-filled orange nylon with stainless steel liners
- + **BLADE LENGTH** - 3.45" (8.76cm)
- + **BLADE THICKNESS** - 0.115" (2.921mm)
- + **OPEN** - 8.07" (20.50cm)
- + **CLOSED** - 4.62" (11.73cm)
- + **WEIGHT** - 3.88oz (110.0g)
- + **HANDLE THICKNESS** - 0.64" (16.26mm)



OUTDOOR



TACTICAL



**CONFIGURATIONS**

551BKOD-S30V | BLACK

## Griptilian®

551BKOD-S30V | PARDUE DESIGN

- + **MECHANISM** - AXIS® lock
- + **BLADE STYLE** - Drop-point
- + **BLADE STEEL** - CPM-S30V premium stainless steel (58-60 HRC)
- + **HANDLE** - Glass-filled olive drab nylon with stainless steel liners
- + **BLADE LENGTH** - 3.45" (8.76cm)
- + **BLADE THICKNESS** - 0.115" (2.921mm)
- + **OPEN** - 8.07" (20.50cm)
- + **CLOSED** - 4.62" (11.73cm)
- + **WEIGHT** - 3.88oz (110.0g)
- + **HANDLE THICKNESS** - 0.64" (16.26mm)



OUTDOOR



**CONFIGURATIONS**

556-S30V	.....	.....	.....
556S-S30V	.....	SERR	.....
556BK-S30V	.....	.....	BLACK
556SBK-S30V	SERR	.....	BLACK

## Mini Griptilian®

556-S30V | PARDUE DESIGN

- + **MECHANISM** - AXIS® lock
- + **BLADE STYLE** - Drop-point
- + **BLADE STEEL** - CPM-S30V premium stainless steel (58-60 HRC)
- + **HANDLE** - Glass-filled black nylon with stainless steel liners
- + **BLADE LENGTH** - 2.91" (7.39cm)
- + **BLADE THICKNESS** - 0.100" (2.540mm)
- + **OPEN** - 6.78" (17.22cm)
- + **CLOSED** - 3.87" (9.83cm)
- + **WEIGHT** - 2.81oz (79.66g)
- + **HANDLE THICKNESS** - 0.51" (12.95mm)





**CONFIGURATIONS**

556BKOD-S30V | SERR | BLACK  
556SBKOD-S30V | | BLACK

### Mini Griptilian®

556BKOD-S30V | PARDUE DESIGN

- + **MECHANISM** - AXIS® lock
- + **BLADE STYLE** - Drop-point
- + **BLADE STEEL** - CPM-S30V premium stainless steel (58-60 HRC)
- + **HANDLE** - Glass-filled olive drab nylon with stainless steel liners
- + **BLADE LENGTH** - 2.91" (7.39cm)
- + **BLADE THICKNESS** - 0.100" (2.540mm)
- + **OPEN** - 6.78" (17.22cm)
- + **CLOSED** - 3.87" (9.83cm)
- + **WEIGHT** - 2.81oz (79.66g)
- + **HANDLE THICKNESS** - 0.51" (12.95mm)



**CONFIGURATIONS**

550-1 | |

### Griptilian®

550-1 | PARDUE DESIGN

- + **MECHANISM** - AXIS® lock
- + **BLADE STYLE** - Sheepsfoot
- + **BLADE STEEL** - CPM-20CV premium stainless steel (59-61 HRC)
- + **HANDLE** - Cool gray G10 with blue base layer and stainless steel liners
- + **BLADE LENGTH** - 3.45" (8.76cm)
- + **BLADE THICKNESS** - 0.115" (2.921mm)
- + **OPEN** - 8.07" (20.50cm)
- + **CLOSED** - 4.62" (11.73cm)
- + **WEIGHT** - 4.13oz (117.08g)
- + **HANDLE THICKNESS** - 0.61" (15.49mm)



**CONFIGURATIONS**

556-BLU-S30V | |

### Mini Griptilian®

556-BLU-S30V | PARDUE DESIGN

- + **MECHANISM** - AXIS® lock
- + **BLADE STYLE** - Drop-point
- + **BLADE STEEL** - CPM-S30V premium stainless steel (58-60 HRC)
- + **HANDLE** - Glass-filled blue nylon with stainless steel liners
- + **BLADE LENGTH** - 2.91" (7.39cm)
- + **BLADE THICKNESS** - 0.100" (2.540mm)
- + **OPEN** - 6.78" (17.22cm)
- + **CLOSED** - 3.87" (9.83cm)
- + **WEIGHT** - 2.81oz (79.66g)
- + **HANDLE THICKNESS** - 0.51" (12.95mm)




**CONFIGURATIONS**

551-1 | |

### Griptilian®

551-1 | PARDUE DESIGN

- + **MECHANISM** - AXIS® lock
- + **BLADE STYLE** - Drop-point
- + **BLADE STEEL** - CPM-20CV premium stainless steel (59-61 HRC)
- + **HANDLE** - Cool gray G10 with blue base layer and stainless steel liners
- + **BLADE LENGTH** - 3.45" (8.76cm)
- + **BLADE THICKNESS** - 0.115" (2.921mm)
- + **OPEN** - 8.07" (20.50cm)
- + **CLOSED** - 4.62" (11.73cm)
- + **WEIGHT** - 4.17oz (118.22g)
- + **HANDLE THICKNESS** - 0.61" (15.49mm)



**CONFIGURATIONS**

556-PNK-S30V | |

### Mini Griptilian®

556-PNK-S30V | PARDUE DESIGN

- + **MECHANISM** - AXIS® lock
- + **BLADE STYLE** - Drop-point
- + **BLADE STEEL** - CPM-S30V premium stainless steel (58-60 HRC)
- + **HANDLE** - Glass-filled pink nylon with stainless steel liners
- + **BLADE LENGTH** - 2.91" (7.39cm)
- + **BLADE THICKNESS** - 0.100" (2.540mm)
- + **OPEN** - 6.78" (17.22cm)
- + **CLOSED** - 3.87" (9.83cm)
- + **WEIGHT** - 2.81oz (79.66g)
- + **HANDLE THICKNESS** - 0.51" (12.95mm)



**CONFIGURATIONS**

556-1 | |

### Mini Griptilian®

556-1 | PARDUE DESIGN

- + **MECHANISM** - AXIS® lock
- + **BLADE STYLE** - Drop-point
- + **BLADE STEEL** - CPM-20CV premium stainless steel (59-61 HRC)
- + **HANDLE** - Cool gray and blue layered G10 with stainless steel liners
- + **BLADE LENGTH** - 2.91" (7.39cm)
- + **BLADE THICKNESS** - 0.100" (2.540mm)
- + **OPEN** - 6.78" (17.22cm)
- + **CLOSED** - 3.87" (9.83cm)
- + **WEIGHT** - 2.90oz (82.21g)
- + **HANDLE THICKNESS** - 0.55" (13.97mm)








**CONFIGURATIONS**

560BK-1 | BLACK

## Freek®

560BK-1

- + **MECHANISM** - AXIS® lock
- + **BLADE STYLE** - Drop-point
- + **BLADE STEEL** - CPM-M4 super steel (62-64 HRC)
- + **HANDLE** - Black and gray textured G10 with red base layer and stainless steel liners
- + **BLADE LENGTH** - 3.60" (9.14cm)
- + **BLADE THICKNESS** - 0.114" (2.896mm)
- + **OPEN** - 8.46" (21.49cm)
- + **CLOSED** - 4.86" (12.34cm)
- + **WEIGHT** - 4.30oz (121.90g)
- + **HANDLE THICKNESS** - 0.62" (15.75mm)



**CONFIGURATIONS**

565-1

## Mini Freek®

565-1

- + **MECHANISM** - AXIS® lock
- + **BLADE STYLE** - Drop-point
- + **BLADE STEEL** - CPM-S90V premium stainless steel (59-61 HRC)
- + **HANDLE** - Carbon fiber with neon green G10 base layer
- + **BLADE LENGTH** - 3.00" (7.62cm)
- + **BLADE THICKNESS** - 0.104" (2.642mm)
- + **OPEN** - 7.05" (17.91cm)
- + **CLOSED** - 4.05" (10.29cm)
- + **WEIGHT** - 2.74oz (77.68g)
- + **HANDLE THICKNESS** - 0.55" (13.84mm)



**CONFIGURATIONS**

485

## Valet

485

- + **MECHANISM** - AXIS® lock
- + **BLADE STYLE** - Drop-point
- + **BLADE STEEL** - M390 super premium stainless steel (58-61 HRC)
- + **HANDLE** - Gray contoured G10 with stainless steel liners
- + **BLADE LENGTH** - 2.96" (7.52cm)
- + **BLADE THICKNESS** - 0.100" (2.540mm)
- + **OPEN** - 6.69" (16.99cm)
- + **CLOSED** - 3.73" (9.47cm)
- + **WEIGHT** - 2.18oz (61.80g)
- + **HANDLE THICKNESS** - 0.45" (11.43mm)



**CONFIGURATIONS**

601

## Tengu Flipper

601 | OESER DESIGN

- + **MECHANISM** - Liner lock with flipper
- + **BLADE STYLE** - Tanto
- + **BLADE STEEL** - CPM-20CV premium stainless steel (59-61 HRC)
- + **HANDLE** - Black contoured G10 with white G10 base layer and decorative shield inlay
- + **SHEATH** - Black leather sleeve with white accent stitching
- + **BLADE LENGTH** - 2.77" (7.04cm)
- + **BLADE THICKNESS** - 0.121" (3.073mm)
- + **OPEN** - 6.61" (16.79cm)
- + **CLOSED** - 3.85" (9.78cm)
- + **WEIGHT** - 2.67oz (75.69g)
- + **HANDLE THICKNESS** - 0.44" (11.18mm)
- + **SHEATH WEIGHT** - 0.32oz (9.07g)



**CONFIGURATIONS**

602

## Tengu Tool

602 | OESER DESIGN

- + **MECHANISM** - Friction
- + **BLADE STYLE** - Tanto
- + **BLADE STEEL** - CPM-20CV premium stainless steel (59-61 HRC)
- + **HANDLE** - Black contoured G10 with white G10 base layer and decorative shield inlay
- + **SHEATH** - Leather pouch
- + **BLADE LENGTH** - 1.14" (2.90cm)
- + **BLADE THICKNESS** - 0.124" (3.150mm)
- + **OPEN** - 3.27" (8.31cm)
- + **CLOSED** - 2.14" (5.44cm)
- + **WEIGHT** - 1.04oz (29.48g)
- + **HANDLE THICKNESS** - 0.40" (10.16mm)
- + **SHEATH WEIGHT** - 0.28 oz (7.94g)





CONFIGURATIONS  
381

## Aller® Fumée

381 | FAMIN & DEMONGIVERT DESIGN

- + **MECHANISM** - Friction
- + **BLADE STYLE** - Guillotine
- + **BLADE STEEL** - CPM-S30V premium stainless steel (58-60 HRC)
- + **HANDLE** - Richlite
- + **BLADE LENGTH** - 1.60" (4.06cm)
- + **BLADE THICKNESS** - 0.090" (2.286mm)
- + **OPEN** - 4.48" (11.38cm)
- + **CLOSED** - 3.30" (8.38cm)
- + **WEIGHT** - 1.60oz (45.36g)
- + **HANDLE THICKNESS** - 0.38" (9.65mm)



## CIGAR CUTTER

1500



1

Guillotine blade style 1.

60 ring gauge 2.

Tri-color Richlite handle 3.



CONFIGURATIONS  
1500

## Cigar Cutter

1500

- + **MECHANISM** - Auto AXIS®
- + **BLADE STYLE** - Guillotine
- + **BLADE STEEL** - CPM-S30V premium stainless steel (58-60 HRC)
- + **HANDLE** - Richlite with stainless steel liners
- + **SHEATH** - Leather pouch
- + **RING GAUGE** - 60
- + **BLADE THICKNESS** - 0.090" (2.286mm)
- + **OPEN** - 4.19" (10.63cm)
- + **CLOSED** - 4.19" (10.63cm)
- + **WEIGHT** - 3.95oz (111.98g)
- + **HANDLE THICKNESS** - 0.52" (13.08mm)
- + **SHEATH WEIGHT** - 0.44oz (12.70g)

2



3





**CONFIGURATIONS**  
318

## Proper® 318

- + **MECHANISM** - Slip-joint
- + **BLADE STYLE** - Clip-point
- + **BLADE STEEL** - CPM-S30V premium stainless steel (58-60 HRC)
- + **HANDLE** - Olive drab canvas micarta
- + **BLADE LENGTH** - 2.82" (7.16cm)
- + **BLADE THICKNESS** - 0.090" (2.286mm)
- + **OPEN** - 6.65" (16.89cm)
- + **CLOSED** - 3.85" (9.78cm)
- + **WEIGHT** - 2.28oz (64.64g)
- + **HANDLE THICKNESS** - 0.40" (10.16mm)



**CONFIGURATIONS**  
319

## Proper® 319

- + **MECHANISM** - Slip-joint
- + **BLADE STYLE** - Sheepsfoot
- + **BLADE STEEL** - CPM-S30V premium stainless steel (58-60 HRC)
- + **HANDLE** - Dark brown canvas micarta
- + **BLADE LENGTH** - 2.86" (7.26cm)
- + **BLADE THICKNESS** - 0.090" (2.286mm)
- + **OPEN** - 6.69" (16.99cm)
- + **CLOSED** - 3.85" (9.78cm)
- + **WEIGHT** - 2.32oz (65.77g)
- + **HANDLE THICKNESS** - 0.40" (10.16mm)



**CONFIGURATIONS**  
580  
580S SERR

## Barrage® 580 OSBORNE DESIGN

- + **MECHANISM** - AXIS® Assist with integrated safety
- + **BLADE STYLE** - Drop-point
- + **BLADE STEEL** - 154CM stainless steel (58-61 HRC)
- + **HANDLE** - Black Valox® with stainless steel liners
- + **BLADE LENGTH** - 3.66" (9.30cm)
- + **BLADE THICKNESS** - 0.121" (3.073mm)
- + **OPEN** - 8.45" (21.46cm)
- + **CLOSED** - 4.79" (12.27cm)
- + **WEIGHT** - 4.31oz (122.19g)
- + **HANDLE THICKNESS** - 0.65" (16.51mm)



**CONFIGURATIONS**  
583BK SERR BLACK  
583SBK SERR BLACK

## Barrage® 583SBK OSBORNE DESIGN

- + **MECHANISM** - AXIS® Assist with integrated safety
- + **BLADE STYLE** - Tanto
- + **BLADE STEEL** - 154CM stainless steel (58-61 HRC)
- + **HANDLE** - Black Valox® with stainless steel liners
- + **BLADE LENGTH** - 3.66" (9.30cm)
- + **BLADE THICKNESS** - 0.121" (3.073mm)
- + **OPEN** - 8.45" (21.46cm)
- + **CLOSED** - 4.79" (12.17cm)
- + **WEIGHT** - 4.51oz (127.86g)
- + **HANDLE THICKNESS** - 0.65" (16.51mm)



**CONFIGURATIONS**  
585 SERR BLACK  
585S SERR BLACK  
585BK SERR BLACK

## Mini Barrage® 585 OSBORNE DESIGN

- + **MECHANISM** - AXIS® Assist with integrated safety
- + **BLADE STYLE** - Drop-point
- + **BLADE STEEL** - 154CM stainless steel (58-61 HRC)
- + **HANDLE** - Black Valox® with stainless steel liners
- + **BLADE LENGTH** - 2.91" (7.39cm)
- + **BLADE THICKNESS** - 0.100" (2.540mm)
- + **OPEN** - 6.91" (17.55cm)
- + **CLOSED** - 4.00" (10.16cm)
- + **WEIGHT** - 3.40oz (96.39g)
- + **HANDLE THICKNESS** - 0.57" (14.48mm)



**CONFIGURATIONS**  
585-2

## Mini Barrage® 585-2 OSBORNE DESIGN

- + **MECHANISM** - AXIS® Assist with integrated safety
- + **BLADE STYLE** - Drop-point
- + **BLADE STEEL** - CPM-S30V premium stainless steel (58-60 HRC)
- + **HANDLE** - Cool gray textured G10 with stainless steel liners
- + **BLADE LENGTH** - 2.91" (7.39cm)
- + **BLADE THICKNESS** - 0.100" (2.540mm)
- + **OPEN** - 6.91" (17.55cm)
- + **CLOSED** - 4.00" (10.16cm)
- + **WEIGHT** - 3.76oz (106.59g)
- + **HANDLE THICKNESS** - 0.57" (14.48mm)





# Barrage®

580-2 | OSBORNE DESIGN

- + **MECHANISM** - AXIS® Assist with integrated safety
- + **BLADE STYLE** - Drop-point
- + **BLADE STEEL** - CPM-S30V premium stainless steel (58-60 HRC)
- + **HANDLE** - Cool gray textured G10 with stainless steel liners
- + **BLADE LENGTH** - 3.60" (9.14cm)
- + **BLADE THICKNESS** - 0.121" (3.073mm)
- + **OPEN** - 8.40" (21.34cm)
- + **CLOSED** - 4.80" (12.19cm)
- + **WEIGHT** - 4.94oz (140.05g)
- + **HANDLE THICKNESS** - 0.62" (15.75mm)

### CONFIGURATIONS

580-2 | |



EDC

OUTDOOR



EDC

OUTDOOR

# BARRAGE®

580-2





**CONFIGURATIONS**

591BK : BLACK

## Boost®

591BK

- + **MECHANISM** - AXIS® Assist with integrated safety
- + **BLADE STYLE** - Opposing bevel
- + **BLADE STEEL** - CPM-3V super tough tool steel (60-62 HRC)
- + **HANDLE** - Red Grivory® with black overmolded Versaflex®
- + **BLADE LENGTH** - 3.44" (8.74cm)
- + **BLADE THICKNESS** - 0.120" (3.048mm)
- + **OPEN** - 8.35" (21.21cm)
- + **CLOSED** - 4.75" (12.07cm)
- + **WEIGHT** - 4.31oz (122.19g)
- + **HANDLE THICKNESS** - 0.65" (16.51mm)



**CONFIGURATIONS**

495 : :

## Vector®

495

- + **MECHANISM** - AXIS® Assist flipper with integrated safety
- + **BLADE STYLE** - Spear-point
- + **BLADE STEEL** - CPM-S30V premium stainless steel (58-60 HRC)
- + **HANDLE** - Black contoured and textured G10 with stainless steel liners
- + **BLADE LENGTH** - 3.60" (9.14cm)
- + **BLADE THICKNESS** - 0.100 (2.540mm)
- + **OPEN** - 8.42" (21.39cm)
- + **CLOSED** - 4.82" (12.24cm)
- + **WEIGHT** - 4.11oz (116.52g)
- + **HANDLE THICKNESS** - 0.60" (15.24mm)



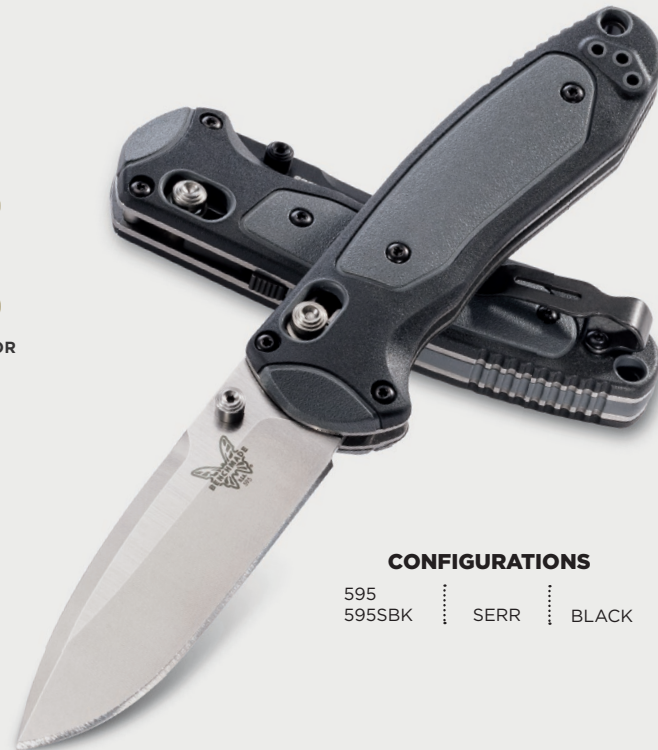
**CONFIGURATIONS**

496 : :

## Vector®

496

- + **MECHANISM** - AXIS® Assist with integrated safety
- + **BLADE STYLE** - Drop-point with compound grind
- + **BLADE STEEL** - CPM-20CV premium stainless steel (59-61 HRC)
- + **HANDLE** - Gray milled, contoured 6061-T6 aluminum bolsters; contoured olive drab G10 handles with an ivory base layer and stainless steel liners
- + **BLADE LENGTH** - 3.60" (9.14cm)
- + **BLADE THICKNESS** - 0.100 (2.540mm)
- + **OPEN** - 8.42" (21.39cm)
- + **CLOSED** - 4.82" (12.24cm)
- + **WEIGHT** - 4.50oz (127.57g)
- + **HANDLE THICKNESS** - 0.60" (15.24mm)



**CONFIGURATIONS**

595 : SERR : BLACK  
595SBK : :

## Mini Boost®

595

- + **MECHANISM** - AXIS® Assist with integrated safety
- + **BLADE STYLE** - Drop-point
- + **BLADE STEEL** - CPM-S30V premium stainless steel (58-60 HRC)
- + **HANDLE** - Dark gray Grivory® and black overmolded Versaflex®
- + **BLADE LENGTH** - 3.11" (7.90cm)
- + **BLADE THICKNESS** - 0.100" (2.540mm)
- + **OPEN** - 7.18" (18.24cm)
- + **CLOSED** - 4.07" (10.34cm)
- + **WEIGHT** - 3.31oz (93.84g)
- + **HANDLE THICKNESS** - 0.63" (16.00mm)



**CONFIGURATIONS**

490 : :

## Arcane®

490

- + **MECHANISM** - AXIS® Assist flipper with integrated safety
- + **BLADE STYLE** - Drop-point
- + **BLADE STEEL** - CPM-S90V super premium stainless steel (59-61 HRC)
- + **HANDLE** - Black anodized, 7075-T6 billet aluminum
- + **BLADE LENGTH** - 3.20" (8.13cm)
- + **BLADE THICKNESS** - 0.090" (2.286mm)
- + **OPEN** - 7.72" (19.61cm)
- + **CLOSED** - 4.52" (11.48cm)
- + **WEIGHT** - 2.88oz (81.65g)
- + **HANDLE THICKNESS** - 0.48" (12.19mm)





CONFIGURATIONS  
470-1

## Emissary®

470-1 OSBORNE DESIGN

- + **MECHANISM** - AXIS® Assist with integrated safety
- + **BLADE STYLE** - Drop-point
- + **BLADE STEEL** - CPM-S30V premium stainless steel (58-60 HRC)
- + **HANDLE** - Black anodized, 7075-T6 billet aluminum
- + **BLADE LENGTH** - 3.00" (7.62cm)
- + **BLADE THICKNESS** - 0.090" (2.286mm)
- + **OPEN** - 6.90" (17.53cm)
- + **CLOSED** - 3.90" (9.91cm)
- + **WEIGHT** - 2.20oz (62.37g)
- + **HANDLE THICKNESS** - 0.45" (11.43mm)



CONFIGURATIONS  
200

## Puukko

200

- + **MECHANISM** - Fixed blade
- + **BLADE STYLE** - Drop-point
- + **BLADE STEEL** - CPM-3V super tough tool steel (60-62 HRC)
- + **HANDLE** - Textured ranger green Santoprene®
- + **SHEATH** - Black leather with ferro rod loop and dangler
- + **BLADE LENGTH** - 3.75" (9.53cm)
- + **BLADE THICKNESS** - 0.140" (3.556mm)
- + **OPEN** - 8.25" (20.96cm)
- + **WEIGHT** - 4.51oz (127.86g)
- + **HANDLE THICKNESS** - 0.80" (20.32mm)
- + **SHEATH WEIGHT** - 2.65oz (75.13g)



CONFIGURATIONS  
162

## Bushcrafter

162 OSBORNE DESIGN

- + **MECHANISM** - Fixed blade
- + **BLADE STYLE** - Drop-point
- + **BLADE STEEL** - CPM-S30V premium stainless steel (58-60 HRC)
- + **HANDLE** - Hand-blended green contoured G10 with a red base layer
- + **SHEATH** - Brown full-grain leather with belt loop and D-ring
- + **BLADE LENGTH** - 4.40" (11.18cm)
- + **BLADE THICKNESS** - 0.164" (4.166mm)
- + **OPEN** - 9.15" (23.24cm)
- + **WEIGHT** - 7.72oz (218.86g)
- + **HANDLE THICKNESS** - 0.92" (23.368mm)
- + **SHEATH WEIGHT** - 2.70oz (76.54g)



CONFIGURATIONS  
202

## Leuku

202

- + **MECHANISM** - Fixed blade
- + **BLADE STYLE** - Drop-point
- + **BLADE STEEL** - CPM-3V super tough tool steel (60-62 HRC)
- + **HANDLE** - Textured ranger green Santoprene®
- + **SHEATH** - Black leather with ferro rod loop and dangler
- + **BLADE LENGTH** - 5.19" (13.18cm)
- + **BLADE THICKNESS** - 0.140" (3.556mm)
- + **OPEN** - 9.69" (24.61cm)
- + **WEIGHT** - 5.31oz (150.54g)
- + **HANDLE THICKNESS** - 0.8" (20.32mm)
- + **SHEATH WEIGHT** - 3.04oz (86.18g)



CONFIGURATIONS  
51

## Morpho®

51

- + **MECHANISM** - Bali-Song® with Nitrous® latch-lock
- + **BLADE STYLE** - Drop-point
- + **BLADE STEEL** - D2 tool steel (60-62 HRC)
- + **HANDLE** - Black skeletonized G10 with blue anodized, jeweled titanium liners
- + **BLADE LENGTH** - 4.25" (10.80cm)
- + **BLADE THICKNESS** - 0.100" (2.540mm)
- + **OPEN** - 9.35" (23.75cm)
- + **CLOSED** - 5.40" (13.72cm)
- + **WEIGHT** - 3.30oz (93.55g)
- + **HANDLE THICKNESS** - 0.47" (11.938mm)





CONFIGURATIONS  
85

## Billet Bali-Song® 85

- + **MECHANISM** - Bali-Song® with magnetic latch-lock
- + **BLADE STYLE** - Drop-point
- + **BLADE STEEL** - CPM-S30V premium stainless steel (58-60 HRC)
- + **HANDLE** - 6Al-4V Titanium
- + **SHEATH** - Black elastic with multiple carry options
- + **BLADE LENGTH** - 4.40" (11.18cm)
- + **BLADE THICKNESS** - 0.124" (3.150mm)
- + **OPEN** - 10.00" (25.40cm)
- + **CLOSED** - 5.50" (13.97cm)
- + **WEIGHT** - 5.29oz (149.97g)
- + **HANDLE THICKNESS** - 0.46" (11.68mm)



The original 1980 Bali-Song®, Inc. logo

## BILLET BALI- SONG® 85



4.40" long blade 1.  
and 0.124" thick

6Al-4V Billet Titanium 2.

Magnetic latch-lock 3.



CONFIGURATIONS  
62

## Bali-Song® 62

- + **MECHANISM** - Bali-Song® with T-latch
- + **BLADE STYLE** - Weehawk
- + **BLADE STEEL** - D2 tool steel (60-62 HRC)
- + **HANDLE** - Hand-finished, machined stainless steel
- + **SHEATH** - Black Cordura(R)
- + **BLADE LENGTH** - 4.25" (10.80cm)
- + **BLADE THICKNESS** - 0.125" (3.175mm)
- + **OPEN** - 9.20" (23.37cm)
- + **CLOSED** - 5.27" (13.39cm)
- + **WEIGHT** - 6.33oz (179.45g)
- + **HANDLE THICKNESS** - 0.48" (12.192mm)

2



3





## Unrivaled Performance

From your field to our factory. We spent 18 months testing the improvements and features made by you to ensure perfection. Gear up for your next hunt with the new HUNT collection, available now.



# HUNT



### GEAR UP WITH THE HUNT COLLECTION

We took our best collection and continued to improve with our new 14° SelectEdge™; Richlite material with G10 orange for greater visibility; updated handle ergonomics and jimping; Boltaron® sheaths and lighter weights - now available on select models.

No matter where your Hunt takes you, Benchmade knows that the right tool makes all the difference. Prepare for the unpredictable.







CONFIGURATIONS

15080-2

## Crooked River

15080-2

- + **MECHANISM** - AXIS® lock
- + **BLADE STYLE** - Clip-point
- + **BLADE STEEL** - CPM-S30V premium stainless steel (58-60 HRC)
- + **HANDLE** - Contoured stabilized wood with anodized aluminum bolsters and stainless steel liners
- + **BLADE LENGTH** - 4.00" (10.16cm)
- + **BLADE THICKNESS** - 0.124" (3.150mm)
- + **OPEN** - 9.30" (23.62cm)
- + **CLOSED** - 5.33" (13.54cm)
- + **WEIGHT** - 5.41oz (153.37g)
- + **HANDLE THICKNESS** - 0.60" (15.24mm)



CONFIGURATIONS

15085-2

## Mini Crooked River

15085-2

- + **MECHANISM** - AXIS® lock
- + **BLADE STYLE** - Clip-point
- + **BLADE STEEL** - CPM-S30V premium stainless steel (58-60 HRC)
- + **HANDLE** - Contoured stabilized wood with anodized aluminum bolsters and stainless steel liners
- + **BLADE LENGTH** - 3.40" (8.64cm)
- + **BLADE THICKNESS** - 0.114" (2.896mm)
- + **OPEN** - 7.89" (20.04cm)
- + **CLOSED** - 4.50" (11.43cm)
- + **WEIGHT** - 3.29oz (93.27g)
- + **HANDLE THICKNESS** - 0.52" (13.21mm)



CONFIGURATIONS

15200ORG

## Altitude®

15200ORG

- + **MECHANISM** - Fixed blade
- + **BLADE STYLE** - Drop-point
- + **BLADE STEEL** - CPM-S90V super premium stainless steel (59-61 HRC)
- + **HANDLE** - orange Cerakote® with carbon fiber and G10 stacked micro-scales with anodized orange bushing
- + **SHEATH** - First Lite proprietary Fusion® camo kydex
- + **BLADE LENGTH** - 3.08" (7.82cm)
- + **BLADE THICKNESS** - 0.090" (2.286mm)
- + **OPEN** - 7.38" (18.75cm)
- + **WEIGHT** - 1.67oz (47.34g)
- + **HANDLE THICKNESS** - 0.35" (8.890mm)
- + **SHEATH WEIGHT** - 0.76oz (21.55g)



## MINI CROOKED RIVER

15085-2



1

3.40" long blade and 0.114" thick

CPM-S30V premium stainless steel blade

Black oxide clip and stainless steel liners

1.

2.

3.

2



3





# Meatcrafter™ 15500



When your adventures afield transition to the kitchen, the right cutting tool will make all the difference. The new 15500 Meatcrafter™ is a hybrid hunting fixed blade with a fine, smooth edge to trim, debone, or slice your preferred cuts of meat. Featuring Benchmade's new **SelectEdge™** technology, the 14° angle on CPM-154 stainless steel provides the perfect balance of a fine grain, sharp edge with carefully engineered blade flex. This knife makes just as much sense in the back of your truck as it does in the kitchen drawer.



- + **MECHANISM** - Fixed blade
- + **BLADE STYLE** - Trailing point
- + **BLADE STEEL** - CPM-154 stainless steel
- + **HANDLE** - Orange Santoprene™
- + **SHEATH** - Black/Orange Boltaron®
- + **BLADE LENGTH** - 6.09" (15.47cm)
- + **BLADE THICKNESS** - 0.09" (2.286mm)
- + **OPEN** - 11.08" (28.14cm)
- + **WEIGHT** - 3.24oz (91.85g)
- + **HANDLE THICKNESS** - 0.67" (17.02mm)
- + **SHEATH WEIGHT** - 1.77oz (50.18g)

### CONFIGURATIONS

15500 | |



**MEATCRAFTER™**  
15500





# SADDLE MOUNTAIN SKINNER

15004

①

Stabilized wood 1.

CPM-S30V stainless steel 2.

Drop-point blade 3.

Gut hook 4.

②

③

④

HUNT CLASS



### CONFIGURATIONS

15006 ⋮ ⋮

## Steep Country 15006

- + **MECHANISM** - Fixed blade
- + **BLADE STYLE** - Drop-point
- + **BLADE STEEL** - CPM-S90V premium
- + **HANDLE** - Orange Santoprene™
- + **SHEATH** - Black/Orange Boltaron®
- + **BLADE LENGTH** - 3.54" (8.99cm)
- + **BLADE THICKNESS** - 0.120" (3.05mm)
- + **OPEN** - 7.76" (19.71cm)
- + **WEIGHT** - 3.0oz (85.04g)
- + **HANDLE THICKNESS** - 0.58" (14.73mm)
- + **SHEATH WEIGHT** - 1.1oz (31.18g)



### CONFIGURATIONS

15004 ⋮ ⋮

## Saddle Mtn Skinner 15004

- + **MECHANISM** - Fixed blade
- + **BLADE STYLE** - Drop-point with gut hook
- + **BLADE STEEL** - CPM-S90V premium stainless steel
- + **HANDLE** - Stabilized wood
- + **SHEATH** - Leather sheath with belt loop and snap retention strap
- + **BLADE LENGTH** - 4.20" (10.67cm)
- + **BLADE THICKNESS** - 0.12" (3.048mm)
- + **OPEN** - 8.70" (22.10cm)
- + **WEIGHT** - 4.30oz (121.90g)
- + **HANDLE THICKNESS** - 0.66" (16.76mm)
- + **SHEATH WEIGHT** - 2.63oz. (74.56g)



### CONFIGURATIONS

15002 ⋮ ⋮

## Saddle Mtn Skinner 15002

- + **MECHANISM** - Fixed blade
- + **BLADE STYLE** - Drop-point
- + **BLADE STEEL** - CPM-S90V premium stainless steel (58-60 HRC)
- + **HANDLE** - Stabilized wood
- + **SHEATH** - Leather sheath with belt loop and snap retention strap
- + **BLADE LENGTH** - 4.20" (10.67cm)
- + **BLADE THICKNESS** - 0.120" (3.048mm)
- + **OPEN** - 8.70" (22.10cm)
- + **WEIGHT** - 4.30oz (121.90g)
- + **HANDLE THICKNESS** - 0.66" (16.76mm)
- + **SHEATH WEIGHT** - 2.46oz (69.74g)

Benchmade 2021

# SADDLE MOUNTAIN SKINNER

15002-1

Description: Intentionally built for the pursuit of a passion; the 15002-1 Saddle Mountain Skinner is a premium hunt fixed-blade designed for big game hunters around the globe. The newly redesigned low-profile sheath creates a reliable housing for convenient storage in your pack. Improvements to the overall geometry, ergonomics, and material, will make the last cut feel just as effortless as the first with the help of Benchmade's new **SelectEdge™** 14° angle.



HUNT

- + **MECHANISM** - Fixed blade
- + **BLADE LENGTH** - 4.20" (10.67cm)
- + **BLADE THICKNESS** - 0.120" (3.048mm)
- + **OPEN** - 8.70" (22.10cm)
- + **WEIGHT** - 4.30" (121.90g)
- + **HANDLE THICKNESS** - 0.66" (16.76mm)
- + **SHEATH WEIGHT** - 1.38oz (39.12g)

## CONFIGURATIONS

15002-1



CPM-S90V super premium stainless steel



Blade features a 14\* SelectEdge™



Drop-point blade style



Richlite handle with orange G10 base layer



Black and Orange Boltaron® sheath



## HUNT CLASS

### SADDLE MOUNTAIN SKINNER

Research projects, R&D lab test, and many miles of field research provided the basis for Benchmade HUNT. These technologically advanced hunting knives provide refined performance and rugged durability.

The newly released 15002-1 Saddle Mountain Skinner features a layered Richlite handle with high visibility orange G10 accents. Created in the Pacific Northwest in 1943, Richlite is handmade using layered paper infused with thermosetting resin. Originally used for machine tooling in the aerospace industry, the durability, sustainability, and versatility of Richlite provide a material that is both sustainable and functional.

**SelectEdge™** was designed to be our sharpest edge. Built specifically for push cut performance.





CONFIGURATIONS

15002-1

## Saddle Mtn Skinner

15002-1

- + **MECHANISM** - Fixed blade
- + **BLADE STYLE** - Drop-point
- + **BLADE STEEL** - CPM-S90V super premium stainless steel (59-61 HRC)
- + **HANDLE** - Tri-color Richlite with orange G10 base layer
- + **SHEATH** - Black/Orange Boltaron®
- + **BLADE LENGTH** - 4.20" (10.67cm)
- + **BLADE THICKNESS** - 0.120" (3.048mm)
- + **OPEN** - 8.70" (22.10cm)
- + **WEIGHT** - 4.30oz (121.90g)
- + **HANDLE THICKNESS** - 0.66" (16.76mm)
- + **SHEATH WEIGHT** - 1.38oz (39.12g)



CONFIGURATIONS

15061

## Grizzly Ridge®

15061

- + **MECHANISM** - AXIS® lock
- + **BLADE STYLE** - Drop-point
- + **BLADE STEEL** - CPM-S30V premium stainless steel (58-60 HRC)
- + **HANDLE** - Orange Grivory® and warm gray overmolded Versaflex® with stainless steel liners
- + **BLADE LENGTH** - 3.50" (8.89cm)
- + **BLADE THICKNESS** - 0.124" (3.154mm)
- + **OPEN** - 7.84" (19.91cm)
- + **CLOSED** - 4.34" (11.02cm)
- + **WEIGHT** - 3.77oz (106.99g)
- + **HANDLE THICKNESS** - 0.58" (14.73mm)



CONFIGURATIONS

15017-1

## Hidden Canyon Hunter

15017-1

- + **MECHANISM** - Fixed blade
- + **BLADE STYLE** - Drop-point
- + **BLADE STEEL** - CPM-S90V super premium stainless steel (59-61 HRC)
- + **HANDLE** - Tri-color Richlite with orange G10 base layer
- + **SHEATH** - Black/Orange Boltaron®
- + **BLADE LENGTH** - 2.79" (7.09cm)
- + **BLADE THICKNESS** - 0.120" (3.048mm)
- + **OPEN** - 6.42" (16.31cm)
- + **WEIGHT** - 3.11oz (88.17g)
- + **HANDLE THICKNESS** - 0.55" (13.97mm)
- + **SHEATH WEIGHT** - 0.99oz (28.07g)



CONFIGURATIONS

15031-2

## North Fork

15031-2

- + **MECHANISM** - AXIS® lock
- + **BLADE STYLE** - Drop-point
- + **BLADE STEEL** - CPM-S30V premium stainless steel (58-60 HRC)
- + **HANDLE** - Stabilized wood
- + **BLADE LENGTH** - 2.97" (7.54cm)
- + **BLADE THICKNESS** - 0.114" (2.989mm)
- + **OPEN** - 6.87" (17.45cm)
- + **CLOSED** - 3.90" (9.91cm)
- + **WEIGHT** - 3.16oz (89.58g)
- + **HANDLE THICKNESS** - 0.53" (14.73mm)



CONFIGURATIONS

15017

## Hidden Canyon Hunter

15017

- + **MECHANISM** - Fixed blade
- + **BLADE STYLE** - Drop-point
- + **BLADE STEEL** - CPM-S30V premium stainless steel (58-60 HRC)
- + **HANDLE** - Stabilized wood
- + **SHEATH** - Leather sheath with belt loop and snap retention strap
- + **BLADE LENGTH** - 2.79" (7.09cm)
- + **BLADE THICKNESS** - 0.120" (3.048mm)
- + **OPEN** - 6.42" (16.31cm)
- + **WEIGHT** - 2.81oz (79.66g)
- + **HANDLE THICKNESS** - 0.55" (13.97mm)
- + **SHEATH WEIGHT** - 2.01oz (57.10g)



CONFIGURATIONS

15060-2

## Grizzly Creek

15060-2

- + **MECHANISM** - AXIS® lock with folding gut hook
- + **BLADE STYLE** - Drop-point
- + **BLADE STEEL** - CPM-S30V premium stainless steel (58-60 HRC)
- + **HANDLE** - Stabilized wood with stainless steel liners
- + **BLADE LENGTH** - 3.50" (8.89cm)
- + **BLADE THICKNESS** - 0.124" (3.145mm)
- + **HOOK OPENING** - 0.50" (12.70cm)
- + **OPEN** - 7.84" (19.91cm)
- + **CLOSED** - 4.34" (11.02cm)
- + **WEIGHT** - 4.76oz (134.94g)
- + **HANDLE THICKNESS** - 0.56" (14.22mm)





## Performance Without Compromise

Actions speak louder than words and when you need to act and react, Benchmade has you covered. Uncompromising focus on strength, speed and durability, our Black Class Collection is truly built to serve.

Benchmade Black Class knives are high strength and feature robust mechanisms for situations where performance is a must. Our military grade knives are unmatched when it comes to combat and tactical situations.

Upgraded for 2021 to revolutionize strength, our new Adamas®, Mini Adamas® and the all new Claymore™ bring an elite collection to an entirely new level.

**Proudly Made in the USA.**

# BLACK CLASS





## Bailout®

537GY-1

For those looking for something a little more robust, the new 537GY-1 Bailout® takes lightweight strength one step further. Outfitted with woodland green anodized aluminum handles, and a CPM-M4 blade, this Bailout® can hang with the best of them despite its slim profile.



- + **MECHANISM** - AXIS® lock
- + **BLADE STYLE** - Tanto
- + **BLADE STEEL** - CPM-M4 super steel (62-64 HRC)
- + **HANDLE** - Woodland green anodized 6061-T6 aluminum
- + **BLADE LENGTH** - 3.38" (8.59cm)
- + **BLADE THICKNESS** - 0.090" (2.286mm)
- + **OPEN** - 8.07" (20.5cm)
- + **CLOSED** - 4.71" (11.96cm)
- + **WEIGHT** - 2.70oz (76.54g)
- + **HANDLE THICKNESS** - 0.41" (10.41mm)

### CONFIGURATIONS

537GY-1		GRAY
537SGY-1	SERR	GRAY



## Bailout®

537GY

Looking to fly under the radar? The slim and ultralight design of the Bailout® offers users an optimal strength-to-weight ratio. Black Grivory® handles, a tanto CPM-3V blade, and aluminum pommel complete a package that cuts weight while maintaining durability. The Bailout®: Two ounces of confidence to your kit.



- + **MECHANISM** - AXIS® lock
- + **BLADE STYLE** - Tanto
- + **BLADE STEEL** - CPM-3V super tough tool steel (60-62 HRC)
- + **HANDLE** - Black Grivory® with stainless steel liners
- + **BLADE LENGTH** - 3.36" (8.53cm)
- + **BLADE THICKNESS** - 0.090" (2.286mm)
- + **OPEN** - 8.06" (20.47cm)
- + **CLOSED** - 4.73" (12.0cm)
- + **WEIGHT** - 2.05oz (58.12g)
- + **HANDLE THICKNESS** - 0.41" (10.41mm)

### CONFIGURATIONS

537GY		GRAY
-------	--	------





TACTICAL



RESCUE



**CONFIGURATIONS**

980SBK | SERR | BLACK

## Turret®

980SBK

- + **MECHANISM** - AXIS® lock
- + **BLADE STYLE** - Drop-point
- + **BLADE STEEL** - CPM-S30V premium stainless steel (58-60HRC)
- + **HANDLE** - Olive drab G10 with stainless steel liners
- + **BLADE LENGTH** - 3.70" (9.40cm)
- + **BLADE THICKNESS** - 0.124" (3.150mm)
- + **OPEN** - 8.60" (21.84cm)
- + **CLOSED** - 4.90" (12.45cm)
- + **WEIGHT** - 5.81oz (164.71g)
- + **HANDLE THICKNESS** - 0.67" (17.02mm)



TACTICAL



RESCUE



EDC



**CONFIGURATIONS**

916SBK-ORG | SERR | BLACK

## Triage®

916SBK-ORG

- + **MECHANISM** - AXIS® lock
- + **BLADE STYLE** - Opposing bevel
- + **BLADE STEEL** - N680 ultra stainless steel (57-59 HRC)
- + **HANDLE** - Textured G10 with stainless steel liners
- + **BLADE LENGTH** - 3.40" (8.64cm)
- + **HOOK OPENING** - 0.50" (12.70mm)
- + **BLADE THICKNESS** - 0.124" (3.15mm)
- + **OPEN** - 8.25" (20.96cm)
- + **CLOSED** - 4.85" (12.32cm)
- + **WEIGHT** - 5.24oz (148.55g)
- + **HANDLE THICKNESS** - 0.45" (11.43mm)



TACTICAL



RESCUE



EDC



**CONFIGURATIONS**

916SBK | SERR | BLACK

## Triage®

916SBK

- + **MECHANISM** - AXIS® lock
- + **BLADE STYLE** - Opposing bevel
- + **BLADE STEEL** - N680 ultra stainless steel (57-59 HRC)
- + **HANDLE** - Textured G10 with stainless steel liners
- + **BLADE LENGTH** - 3.40" (8.64cm)
- + **HOOK OPENING** - 0.50" (12.70mm)
- + **BLADE THICKNESS** - 0.124" (3.15mm)
- + **OPEN** - 8.25" (20.96cm)
- + **CLOSED** - 4.85" (12.32cm)
- + **WEIGHT** - 5.24oz (148.55g)
- + **HANDLE THICKNESS** - 0.45" (11.43mm)



TACTICAL



RESCUE



EDC



**CONFIGURATIONS**

917SBK | SERR | BLACK

## Tactical Triage®

917SBK

- + **MECHANISM** - AXIS® lock
- + **BLADE STYLE** - Drop-point with folding safety hook
- + **BLADE STEEL** - CPM-S30V premium stainless steel (58-60HRC)
- + **HANDLE** - Black contoured G10 with stainless steel liners
- + **BLADE LENGTH** - 3.48" (8.84cm)
- + **HOOK OPENING** - 0.50" (12.70mm)
- + **BLADE THICKNESS** - 0.124" (3.15mm)
- + **OPEN** - 8.33" (21.16cm)
- + **CLOSED** - 4.85" (12.32cm)
- + **WEIGHT** - 5.28oz (149.69g)
- + **HANDLE THICKNESS** - 0.55" (13.97mm)







# MINI ADAMAS®

273FE-2 SIBERT DESIGN

Furthering the legacy of the longstanding Adamas® platform, the new 273 Mini Adamas® is a stout tactical folder that upholds the tradition of rugged reliability set forth by its full-sized predecessors. Despite its trimmed build, the Mini Adamas® is tough as nails with the introduction of CPM-CruWear, with a refreshing update to color configurations. This Adamas® is as mighty as mini gets.



TACTICAL

- + **MECHANISM** - AXIS® lock
- + **BLADE LENGTH** - 3.25" (8.26cm)
- + **BLADE THICKNESS** - 0.140" (3.556mm)
- + **OPEN** - 7.62" (19.35cm)
- + **CLOSED** - 7.62" (11.10cm)
- + **WEIGHT** - 4.37oz (130.41g)
- + **HANDLE THICKNESS** - 0.140" (16.00mm)

## CONFIGURATIONS

273FE-2 :: FLAT EARTH



Flat Earth CPM-CruWear super strong tool steel (62-64HRC)



Olive Drab G10 handle



Drop point blade style



Deep carry pocket clip



Manual opening with AXIS® lock



## BLACK CLASS

### MINI ADAMAS®

Used by professionals when quality tools can mean the difference between life and death. From law enforcement and public safety to elite military troops, our obligation is still the same: The best equipment for the job.

The Mini Adamas® features a new steel to Benchmade's line CPM-Cruwear, an air-hardenable non-stainless tool steel that has improved toughness and wear resistance over D2 steel. CPM-Cruwear has vanadium to form extremely hard vanadium carbides for edge retention along with tungsten and molybdenum to increase the working hardness without reducing the toughness. Full liners maintain handle strength, ready for whatever the mission calls for.





**CONFIGURATIONS**

391BK    BLACK  
391SBK    SERR    BLACK

## SOCP® Tactical Folder

391BK | THOMPSON DESIGN

- + **MECHANISM** - AXIS® lock
- + **BLADE STYLE** - Spear-point
- + **BLADE STEEL** - D2 tool steel (60-62 HRC)
- + **HANDLE** - Black CF-Elite™ with stainless steel liners
- + **BLADE LENGTH** - 4.47" (11.35cm)
- + **BLADE THICKNESS** - 0.121" (3.073mm)
- + **OPEN** - 10.13" (25.73cm)
- + **CLOSED** - 5.66" (14.38 cm)
- + **WEIGHT** - 4.10oz (116.23g)
- + **HANDLE THICKNESS** - 0.508" (12.9mm)



**CONFIGURATIONS**

391T    RED

## SOCP® Tactical Folder

391T | THOMPSON DESIGN

- + **MECHANISM** - AXIS® lock
- + **BLADE STYLE** - Trainer
- + **BLADE STEEL** - 440C stainless steel (58-60 HRC)
- + **HANDLE** - Black CF-Elite™ with stainless steel liners
- + **BLADE LENGTH** - 4.04" (10.26cm)
- + **BLADE THICKNESS** - 0.121" (3.073mm)
- + **OPEN** - 9.70" (24.64cm)
- + **CLOSED** - 5.66" (14.38cm)
- + **WEIGHT** - 4.10oz (116.23g)
- + **HANDLE THICKNESS** - 0.508" (12.9mm)



**CONFIGURATIONS**

417    BLACK  
417BK    BLACK

## Fact®

417

- + **MECHANISM** - AXIS® lock
- + **BLADE STYLE** - Spear-point
- + **BLADE STEEL** - CPM-S30V premium stainless steel (58-60 HRC)
- + **HANDLE** - Skeletonized black anodized, 6061-T6 billet aluminum
- + **BLADE LENGTH** - 3.95" (10.03cm)
- + **BLADE THICKNESS** - 0.110" (2.794mm)
- + **OPEN** - 8.72" (22.15cm)
- + **CLOSED** - 4.77" (12.12cm)
- + **WEIGHT** - 3.24oz (91.85g)
- + **HANDLE THICKNESS** - 0.48" (12.19mm)



**CONFIGURATIONS**

570-1    BLACK  
570SBK-1    SERR    BLACK

## Presidio® II

570-1

- + **MECHANISM** - AXIS® lock
- + **BLADE STYLE** - Drop-point
- + **BLADE STEEL** - CPM-S30V premium stainless steel (58-60 HRC)
- + **HANDLE** - Black molded CF-Elite™
- + **BLADE LENGTH** - 3.72" (9.45cm)
- + **BLADE THICKNESS** - 0.124" (3.150mm)
- + **OPEN** - 8.72" (22.15cm)
- + **CLOSED** - 5.00" (12.70cm)
- + **WEIGHT** - 4.97oz (140.90g)
- + **HANDLE THICKNESS** - 0.63" (16.00mm)



**CONFIGURATIONS**

575-1    BLACK  
575BK-1    BLACK

## Mini Presidio® II

575-1

- + **MECHANISM** - AXIS® lock
- + **BLADE STYLE** - Drop-point
- + **BLADE STEEL** - CPM-S30V premium stainless steel (58-60 HRC)
- + **HANDLE** - Black molded CF-Elite™
- + **BLADE LENGTH** - 3.20" (8.13cm)
- + **BLADE THICKNESS** - 0.114" (2.896mm)
- + **OPEN** - 7.48" (19.0cm)
- + **CLOSED** - 4.34" (11.02cm)
- + **WEIGHT** - 3.19oz (90.43g)
- + **HANDLE THICKNESS** - 0.56" (14.22mm)





**CONFIGURATIONS**

273GY-1	FE
273FE-2	GRAY

## Mini Adamas®

273 | SIBERT DESIGN



- + **MECHANISM** - AXIS® lock
- + **BLADE STYLE** - Drop-point
- + **BLADE STEEL** - CPM-CruWear super strong tool steel (63-65 HRC)
- + **HANDLE** - Contoured G10 with stainless steel liners
- + **BLADE LENGTH** - 3.25" (8.26cm)
- + **BLADE THICKNESS** - 0.140" (3.556mm)
- + **OPEN** - 7.62" (19.35cm)
- + **CLOSED** - 4.37" (11.10cm)
- + **WEIGHT** - 4.60oz (130.41g)
- + **HANDLE THICKNESS** - 0.63" (16.00mm)



**CONFIGURATIONS**

275GY-1		GRAY
275SGY-1	SERR	GRAY
275FE-2		FE
275SFE-2	SERR	FE

## Adamas®

275 | SIBERT DESIGN



- + **MECHANISM** - AXIS® lock
- + **BLADE STYLE** - Drop-point
- + **BLADE STEEL** - CPM-CruWear super strong tool steel (63-65 HRC)
- + **HANDLE** - Contoured G10 with stainless steel liners
- + **SHEATH** - 275GY-1/275SGY-1: Black ballistic nylon  
275FE-2/275SFE-2: Tan ballistic nylon
- + **BLADE LENGTH** - 3.78" (9.60cm)
- + **BLADE THICKNESS** - 1.40" (3.556mm)
- + **OPEN** - 8.89" (22.58cm)
- + **CLOSED** - 5.11" (12.98cm)
- + **WEIGHT** - 6.45oz (182.85g)
- + **HANDLE THICKNESS** - 0.65" (16.51mm)
- + **SHEATH WEIGHT** - 1.5oz (42.52g)



**CONFIGURATIONS**

2750GY-3		GRAY
2750SGY-3	SERR	GRAY
2750FE-2		FE
2750SFE-2	SERR	FE

## Auto Adamas®

2750 | SIBERT DESIGN



- + **MECHANISM** - AXIS® lock
- + **BLADE STYLE** - Drop-point
- + **BLADE STEEL** - CPM-CruWear super strong tool steel (63-65 HRC)
- + **HANDLE** - 2750GY-3: Contoured sand G10 with stainless steel liners, 2750FE-2: Contoured olive drab G10 with stainless steel liners
- + **SHEATH** - 2750GY-3/2750SGY-3: Black ballistic nylon  
2750FE-2/2750SFE-2: Tan ballistic nylon
- + **BLADE LENGTH** - 3.78" (9.60cm)
- + **BLADE THICKNESS** - 0.140" (3.556mm)
- + **OPEN** - 8.89" (22.58cm)
- + **CLOSED** - 5.11" (12.98cm)
- + **WEIGHT** - 5.81oz (164.71g)
- + **HANDLE THICKNESS** - .65" (16.51mm)
- + **SHEATH WEIGHT** - 1.5oz (42.52g)



**MINI ADAMAS®**  
273FE-2





# CLAYMORE™ 9070SBK



### CONFIGURATIONS

9070SBK | SERR | BLACK

## Claymore™

9070SBK



- + **MECHANISM** - Push-button automatic with integrated safety
- + **BLADE STYLE** - Drop-point
- + **BLADE STEEL** - CPM-D2 tool steel (60-62 HRC)
- + **HANDLE** - Black textured Grivory® with stainless steel liners
- + **BLADE LENGTH** - 3.64" (9.25cm)
- + **BLADE THICKNESS** - 0.114" (2.896mm)
- + **OPEN** - 8.64" (21.95cm)
- + **CLOSED** - 5.02" (12.75cm)
- + **WEIGHT** - 3.87oz (109.71g)
- + **HANDLE THICKNESS** - 0.60" (15.24mm)



### CONFIGURATIONS

9070SBK-1 | SERR | BLACK

## Claymore™

9070SBK-1



- + **MECHANISM** - Push-button automatic with integrated safety
- + **BLADE STYLE** - Drop-point
- + **BLADE STEEL** - CPM-D2 tool steel (60-62 HRC)
- + **HANDLE** - Ranger Green textured Grivory® with stainless steel liners
- + **BLADE LENGTH** - 3.64" (9.25cm)
- + **BLADE THICKNESS** - 0.114" (2.896mm)
- + **OPEN** - 8.64" (21.95cm)
- + **CLOSED** - 5.02" (12.75cm)
- + **WEIGHT** - 3.87oz (109.71g)
- + **HANDLE THICKNESS** - 0.60" (15.24mm)



### CONFIGURATIONS

4170BK | BLACK

## Auto Fact®

4170BK



- + **MECHANISM** - Auto AXIS®
- + **BLADE STYLE** - Spear-point
- + **BLADE STEEL** - CPM-S90V super premium stainless steel (59-61 HRC)
- + **HANDLE** - Gray anodized 6061-T6 aluminum
- + **BLADE LENGTH** - 3.95" (10.03cm)
- + **BLADE THICKNESS** - 0.110" (2.794mm)
- + **OPEN** - 8.74" (22.20cm)
- + **CLOSED** - 4.80" (12.19cm)
- + **WEIGHT** - 3.11oz (88.17g)
- + **HANDLE THICKNESS** - 0.51" (12.95mm)





TACTICAL



**CONFIGURATIONS**

5700SGY-1 | SERR | GRAY

## Auto Presidio® II

5700SGY-1



- + **MECHANISM** - Auto AXIS® lock with integrated safety
- + **BLADE STYLE** - Drop-point
- + **BLADE STEEL** - CPM-M4 super steel (62-64 HRC)
- + **HANDLE** - 6061-T6 aluminum
- + **BLADE LENGTH** - 3.72" (9.45cm)
- + **BLADE THICKNESS** - 0.124" (3.150mm)
- + **OPEN** - 8.72" (22.15cm)
- + **CLOSED** - 5.00" (12.70cm)
- + **WEIGHT** - 6.32oz (179.17g)
- + **HANDLE THICKNESS** - 0.63" (16.00mm)
- + **SHEATH WEIGHT** - 1.20oz (34.02g)



EDC



TACTICAL



**CONFIGURATIONS**

9400 | 9400BK | BLACK

## Auto Osborne

9400 | OSBORNE DESIGN

- + **MECHANISM** - Push-button automatic with integrated safety
- + **BLADE STYLE** - Reverse tanto
- + **BLADE STEEL** - CPM-S30V premium stainless steel (58-60 HRC)
- + **HANDLE** - 6061-T6 aircraft grade aluminum
- + **BLADE LENGTH** - 3.40" (8.64cm)
- + **BLADE THICKNESS** - 0.115" (2.921mm)
- + **OPEN** - 7.87" (19.99cm)
- + **CLOSED** - 4.47" (11.35cm)
- + **WEIGHT** - 2.65oz (75.13g)
- + **HANDLE THICKNESS** - 0.43" (10.92mm)



TACTICAL



**CONFIGURATIONS**

5700SBK | SERR | BLACK

## Auto Presidio® II

5700SBK

- + **MECHANISM** - Auto AXIS® lock with integrated safety
- + **BLADE STYLE** - Drop-point
- + **BLADE STEEL** - CPM-S30V premium stainless steel (58-60 HRC)
- + **HANDLE** - Black anodized, 6061-T6 billet aluminum
- + **SHEATH** - Cordura® with snap retention and MALICE CLIP®
- + **BLADE LENGTH** - 3.72" (9.45cm)
- + **BLADE THICKNESS** - 0.124" (3.150mm)
- + **OPEN** - 8.72" (22.15cm)
- + **CLOSED** - 5.00" (12.70cm)
- + **WEIGHT** - 6.30oz (178.60g)
- + **HANDLE THICKNESS** - 0.63" (16.00mm)
- + **SHEATH WEIGHT** - 1.20oz (34.02g)



TACTICAL



RESCUE



**CONFIGURATIONS**

9170BK | 9170SBK | SERR | BLACK | BLACK

## Auto Triage®

9170BK

- + **MECHANISM** - Auto AXIS® lock with integrated safety
- + **BLADE STYLE** - Drop-point
- + **BLADE STEEL** - N680 ultra stainless steel (57-59 HRC)
- + **HANDLE** - Black anodized, 6061-T6 billet aluminum with textured G10 inlays
- + **BLADE LENGTH** - 3.58" (9.09cm)
- + **HOOK OPENING** - 0.50" (12.70mm)
- + **BLADE THICKNESS** - 0.124" (3.150mm)
- + **OPEN** - 8.31" (21.11cm)
- + **CLOSED** - 4.73" (12.01cm)
- + **WEIGHT** - 5.75oz (163.01g)
- + **HANDLE THICKNESS** - 0.58" (14.73mm)



TACTICAL



EDC



**CONFIGURATIONS**

8551BK | 8551SBK | SERR | BLACK | BLACK

## Mediator®

8551BK

- + **MECHANISM** - Push-button automatic with integrated safety
- + **BLADE STYLE** - Reverse tanto
- + **BLADE STEEL** - CPM-S90V super premium stainless steel (59-61 HRC)
- + **HANDLE** - Black G10 with stainless steel liners
- + **BLADE LENGTH** - 3.30" (8.38cm)
- + **BLADE THICKNESS** - 0.115" (2.291mm)
- + **OPEN** - 7.75" (19.69cm)
- + **CLOSED** - 4.45" (11.30cm)
- + **WEIGHT** - 2.89oz (81.93g)
- + **HANDLE THICKNESS** - 0.52" (13.21mm)



TACTICAL



EDC



**CONFIGURATIONS**

4300 | 4300BK | BLACK

## CLA

4300

- + **MECHANISM** - Push-button automatic with integrated safety
- + **BLADE STYLE** - Drop-point
- + **BLADE STEEL** - 154CM stainless steel (58-61 HRC)
- + **HANDLE** - Black contoured G10 with stainless steel liners
- + **BLADE LENGTH** - 3.40" (8.64cm)
- + **BLADE THICKNESS** - 0.114" (2.896mm)
- + **OPEN** - 7.85" (19.94cm)
- + **CLOSED** - 4.45" (11.30cm)
- + **WEIGHT** - 3.47oz (98.37g)
- + **HANDLE THICKNESS** - 0.49" (12.45mm)





### CONFIGURATIONS

4300-1

## CLA

4300-1

- ✦ **MECHANISM** - Push-button automatic with integrated safety
- ✦ **BLADE STYLE** - Drop-point
- ✦ **BLADE STEEL** - 154CM stainless steel (58-61 HRC)
- ✦ **HANDLE** - Green and black contoured and textured G10 with stainless steel liners
- ✦ **BLADE LENGTH** - 3.40" (8.64cm)
- ✦ **BLADE THICKNESS** - 0.114" (2.896mm)
- ✦ **OPEN** - 7.85" (19.94cm)
- ✦ **CLOSED** - 4.45" (11.30cm)
- ✦ **WEIGHT** - 3.60oz (102.06g)
- ✦ **HANDLE THICKNESS** - 0.49" (12.45mm)



### CONFIGURATIONS

9101SBK SERR BLACK

## Auto Stryker®

9101SBK

- ✦ **MECHANISM** - Push-button automatic with integrated safety
- ✦ **BLADE STYLE** - Tanto
- ✦ **BLADE STEEL** - 154CM stainless steel (58-61 HRC)
- ✦ **HANDLE** - Black anodized, 6061-T6 billet aluminum
- ✦ **BLADE LENGTH** - 3.60" (9.14cm)
- ✦ **BLADE THICKNESS** - 0.124" (3.150mm)
- ✦ **OPEN** - 8.30" (21.08cm)
- ✦ **CLOSED** - 4.70" (11.94cm)
- ✦ **WEIGHT** - 4.20oz (119.07g)
- ✦ **HANDLE THICKNESS** - 0.50" (12.70mm)



### CONFIGURATIONS

4400BK 4400SBK SERR BLACK BLACK

## Casbah®

4400BK

- ✦ **MECHANISM** - Push-button automatic with integrated safety
- ✦ **BLADE STYLE** - Drop-point
- ✦ **BLADE STEEL** - CPM-S30V premium stainless steel (58-60 HRC)
- ✦ **HANDLE** - Black textured Grivory® with stainless steel liners
- ✦ **BLADE LENGTH** - 3.40" (8.64cm)
- ✦ **BLADE THICKNESS** - 0.114" (2.896mm)
- ✦ **OPEN** - 7.80" (19.81cm)
- ✦ **CLOSED** - 4.40" (11.18cm)
- ✦ **WEIGHT** - 3.43oz (97.24g)
- ✦ **HANDLE THICKNESS** - 0.59" (14.99mm)



### CONFIGURATIONS

9051SBK SERR BLACK

## AFO II

9051SBK

- ✦ **MECHANISM** - Push-button automatic with integrated safety
- ✦ **BLADE STYLE** - Drop-point
- ✦ **BLADE STEEL** - 154CM stainless steel (58-61 HRC)
- ✦ **HANDLE** - Black anodized, 6061-T6 billet aluminum
- ✦ **SHEATH** - Cordura® with snap retention and MALICE CLIP®
- ✦ **BLADE LENGTH** - 3.59" (9.12cm)
- ✦ **BLADE THICKNESS** - 0.124" (3.150mm)
- ✦ **OPEN** - 8.64" (21.95cm)
- ✦ **CLOSED** - 5.06" (12.85cm)
- ✦ **WEIGHT** - 4.94oz (140.05g)
- ✦ **HANDLE THICKNESS** - 0.60" (15.24mm)



### CONFIGURATIONS

4400-1

## Casbah®

4400-1

- ✦ **MECHANISM** - Push-button automatic with integrated safety
- ✦ **BLADE STYLE** - Drop-point
- ✦ **BLADE STEEL** - CPM-S30V premium stainless steel (58-60 HRC)
- ✦ **HANDLE** - Blue textured Grivory® with stainless steel liners
- ✦ **BLADE LENGTH** - 3.40" (8.64cm)
- ✦ **BLADE THICKNESS** - 0.114" (2.896mm)
- ✦ **OPEN** - 7.80" (19.81cm)
- ✦ **CLOSED** - 4.40" (11.18cm)
- ✦ **WEIGHT** - 3.43oz (97.24g)
- ✦ **HANDLE THICKNESS** - 0.59" (14.99mm)



### CONFIGURATIONS

2551

## Mini Reflex II

2551

- ✦ **MECHANISM** - Push-button automatic with integrated safety
- ✦ **BLADE STYLE** - Drop-point
- ✦ **BLADE STEEL** - 154CM stainless steel (58-61 HRC)
- ✦ **HANDLE** - Black anodized, 6061-T6 billet aluminum
- ✦ **BLADE LENGTH** - 3.17" (8.05cm)
- ✦ **BLADE THICKNESS** - 0.097" (2.464mm)
- ✦ **OPEN** - 7.34" (18.64cm)
- ✦ **CLOSED** - 4.17" (10.59cm)
- ✦ **WEIGHT** - 2.58oz (73.14g)
- ✦ **HANDLE THICKNESS** - 0.48" (12.19mm)





CONFIGURATIONS  
3551

## Stimulus 3551

- ✦ **MECHANISM** - Push-button automatic with integrated safety
- ✦ **BLADE STYLE** - Drop-point
- ✦ **BLADE STEEL** - 154CM stainless steel (58-61 HRC)
- ✦ **HANDLE** - Black anodized, 6061-T6 billet aluminum
- ✦ **BLADE LENGTH** - 2.99" (7.59cm)
- ✦ **BLADE THICKNESS** - 0.088" (2.235mm)
- ✦ **OPEN** - 7.09" (18.00cm)
- ✦ **CLOSED** - 4.10" (10.41cm)
- ✦ **WEIGHT** - 2.71oz (76.83g)
- ✦ **HANDLE THICKNESS** - 0.46" (11.68mm)



CONFIGURATIONS  
3300  
3300BK BLACK

## Infidel®

3300 : McHENRY & WILLIAMS DESIGN

- ✦ **MECHANISM** - Double-action out-the-front automatic
- ✦ **BLADE STYLE** - Double-edge dagger with fuller
- ✦ **BLADE STEEL** - D2 tool steel (60-62 HRC)
- ✦ **HANDLE** - Black anodized, 6061-T6 billet aluminum
- ✦ **SHEATH** - Cordura® with snap retention and MALICE CLIP®
- ✦ **BLADE LENGTH** - 3.91" (9.93cm)
- ✦ **BLADE THICKNESS** - 0.124" (3.150mm)
- ✦ **OPEN** - 8.91" (22.63cm)
- ✦ **CLOSED** - 5.00" (12.70cm)
- ✦ **WEIGHT** - 4.90oz (138.91g)
- ✦ **HANDLE THICKNESS** - 0.59" (14.99mm)



CONFIGURATIONS  
4850-1  
4850BK-1 BLACK

## Om™ 4850-1



- ✦ **MECHANISM** - Double-action out-the-front automatic. Spine fire release button.
- ✦ **BLADE STYLE** - Clip-point
- ✦ **BLADE STEEL** - CPM-S30V premium stainless steel (58-60 HRC)
- ✦ **HANDLE** - Blue anodized 6061-T6 aluminum
- ✦ **BLADE LENGTH** - 2.47" (6.27mm)
- ✦ **BLADE THICKNESS** - 0.092" (2.337mm)
- ✦ **OPEN** - 5.88" (14.94cm)
- ✦ **CLOSED** - 3.4" (8.64cm)
- ✦ **WEIGHT** - 1.51oz (42.81g)
- ✦ **HANDLE THICKNESS** - 0.37" (9.40mm)



CONFIGURATIONS  
3350  
3350BK BLACK

## Mini Infidel®

3350 : McHENRY & WILLIAMS DESIGN

- ✦ **MECHANISM** - Double-action out-the-front automatic
- ✦ **BLADE STYLE** - Double-edge dagger with fuller
- ✦ **BLADE STEEL** - D2 tool steel (60-62 HRC)
- ✦ **HANDLE** - Black anodized, 6061-T6 billet aluminum
- ✦ **SHEATH** - Cordura® with snap retention and MALICE CLIP®
- ✦ **BLADE LENGTH** - 3.10" (7.87cm)
- ✦ **BLADE THICKNESS** - 0.104" (2.642mm)
- ✦ **OPEN** - 7.10" (18.03cm)
- ✦ **CLOSED** - 4.00" (10.16cm)
- ✦ **WEIGHT** - 3.40oz (96.39g)
- ✦ **HANDLE THICKNESS** - 0.54" (13.72mm)



CONFIGURATIONS  
3300BK-2001 BLACK

## Infidel® (Unlimited Limited)

3300BK-2001 : McHENRY & WILLIAMS DESIGN

- ✦ **MECHANISM** - Double-action out-the-front automatic. Side fire release button.
- ✦ **BLADE STYLE** - Double-edge dagger
- ✦ **BLADE STEEL** - CPM-S30V premium stainless steel (58-60 HRC)
- ✦ **HANDLE** - Blue anodized 6061-T6 aluminum
- ✦ **BLADE LENGTH** - 3.91" (9.93cm)
- ✦ **BLADE THICKNESS** - 0.124" (3.150mm)
- ✦ **OPEN** - 8.91" (22.63cm)
- ✦ **CLOSED** - 5.00" (12.70cm)
- ✦ **WEIGHT** - 4.90oz (138.91g)
- ✦ **HANDLE THICKNESS** - 0.59" (14.99mm)

\*Available through July 2021



CONFIGURATIONS  
3400BK BLACK

## Autocrat®

3400BK

- ✦ **MECHANISM** - Double-action out-the-front automatic. Spine fire release button
- ✦ **BLADE STYLE** - Double-edge dagger with fuller
- ✦ **BLADE STEEL** - CPM-S30V premium stainless steel (58-60 HRC)
- ✦ **HANDLE** - Smooth milled scales with black anodized 6061-T6 aluminum frame
- ✦ **BLADE LENGTH** - 3.71" (9.42cm)
- ✦ **BLADE THICKNESS** - 0.105" (2.667mm)
- ✦ **OPEN** - 8.75" (22.23cm)
- ✦ **CLOSED** - 5.04" (12.80cm)
- ✦ **WEIGHT** - 3.93oz (111.41g)
- ✦ **HANDLE THICKNESS** - 0.60" (15.24mm)





### CONFIGURATIONS

3400BK-1 | BLACK

## Autocrat®

3400BK-1

- ✦ **MECHANISM** - Double-action out-the-front automatic. Spine fire release button.
- ✦ **BLADE STYLE** - Double-edge dagger with fuller
- ✦ **BLADE STEEL** - CPM-S30V premium stainless steel (58-60 HRC)
- ✦ **HANDLE** - Olive Drab, Peel ply G10 scales with black anodized 6061-T6 aluminum frame
- ✦ **BLADE LENGTH** - 3.71" (9.42cm)
- ✦ **BLADE THICKNESS** - 0.105" (2.667mm)
- ✦ **OPEN** - 8.75" (22.23cm)
- ✦ **CLOSED** - 5.04" (12.80cm)
- ✦ **WEIGHT** - 3.93oz (111.41g)
- ✦ **HANDLE THICKNESS** - 0.60" (15.24mm)



### CONFIGURATIONS

4600DLC-1 | BLACK

## Phaeton®

4600DLC-1

- ✦ **MECHANISM** - Double-action out-the-front automatic
- ✦ **BLADE STYLE** - Drop-point
- ✦ **BLADE STEEL** - CPM-S30V premium stainless steel (58-60 HRC)
- ✦ **HANDLE** - Dark Earth anodized, 6061-T6 billet aluminum
- ✦ **BLADE LENGTH** - 3.45" (8.76cm)
- ✦ **BLADE THICKNESS** - 0.125" (3.175mm)
- ✦ **OPEN** - 8.08" (20.52cm)
- ✦ **CLOSED** - 4.63" (11.76cm)
- ✦ **WEIGHT** - 3.01oz (85.33g)
- ✦ **HANDLE THICKNESS** - 0.47" (11.94mm)



### CONFIGURATIONS

3400BK-2 | BLACK

## Autocrat®

3400BK-2

- ✦ **MECHANISM** - Double-action out-the-front automatic. Spine fire release button.
- ✦ **BLADE STYLE** - Double-edge dagger with fuller
- ✦ **BLADE STEEL** - CPM-S30V premium stainless steel (58-60 HRC)
- ✦ **HANDLE** - Coyote Brown, Peel ply G10 scales with black anodized 6061-T6 aluminum frame
- ✦ **BLADE LENGTH** - 3.71" (9.42cm)
- ✦ **BLADE THICKNESS** - 0.105" (2.667mm)
- ✦ **OPEN** - 8.75" (22.23cm)
- ✦ **CLOSED** - 5.04" (12.80cm)
- ✦ **WEIGHT** - 3.93oz (111.41g)
- ✦ **HANDLE THICKNESS** - 0.60" (15.24mm)



### CONFIGURATIONS

375FE-1 | FE

## Fixed Adamas®

375FE-1 | SIBERT DESIGN



- ✦ **MECHANISM** - Fixed Blade
- ✦ **BLADE STYLE** - Drop-point
- ✦ **BLADE STEEL** - CPM-CruWear super strong tool steel (63-65 HRC)
- ✦ **SHEATH** - Ranger Green PIM
- ✦ **BLADE LENGTH** - 4.20" (10.67cm)
- ✦ **BLADE THICKNESS** - 0.170" (4.318mm)
- ✦ **OPEN** - 9.17" (23.29cm)
- ✦ **WEIGHT** - 5.66oz (160.46g)
- ✦ **SHEATH WEIGHT** - 1.11oz (31.47g)



### CONFIGURATIONS

4600DLC | BLACK

## Phaeton®

4600DLC

- ✦ **MECHANISM** - Double-action out-the-front automatic.
- ✦ **BLADE STYLE** - Drop-point
- ✦ **BLADE STEEL** - CPM-S30V premium stainless steel (58-60 HRC)
- ✦ **HANDLE** - Black anodized, 6061-T6 billet aluminum
- ✦ **BLADE LENGTH** - 3.45" (8.76cm)
- ✦ **BLADE THICKNESS** - 0.125" (3.175mm)
- ✦ **OPEN** - 8.08" (20.52cm)
- ✦ **CLOSED** - 4.63" (11.76cm)
- ✦ **WEIGHT** - 3.01oz (85.33g)
- ✦ **HANDLE THICKNESS** - 0.47" (11.94mm)



### CONFIGURATIONS

375BK-1 | BLACK

## Fixed Adamas®

375BK-1 | SIBERT DESIGN



- ✦ **MECHANISM** - Fixed Blade
- ✦ **BLADE STYLE** - Drop-point
- ✦ **BLADE STEEL** - CPM-CruWear super strong tool steel (63-65 HRC)
- ✦ **SHEATH** - Black PIM
- ✦ **BLADE LENGTH** - 4.20" (10.67cm)
- ✦ **BLADE THICKNESS** - 0.170" (4.318mm)
- ✦ **OPEN** - 9.17" (23.29cm)
- ✦ **WEIGHT** - 5.66oz (160.46g)
- ✦ **SHEATH WEIGHT** - 1.11oz (31.47g)







**CONFIGURATIONS**  
177BK | BLACK

## Mini SOCP®

177BK | THOMPSON DESIGN



- + **MECHANISM** - Fixed Blade
- + **BLADE STYLE** - Spear-point
- + **BLADE STEEL** - 440C stainless steel (58-60 HRC)
- + **HANDLE** - Black coated, single-piece with finger ring
- + **SHEATH** - MOLLE® compatible, MALICE CLIP® free, injection molded in black with lanyard hole and clip
- + **BLADE LENGTH** - 2.22" (5.64cm)
- + **BLADE THICKNESS** - 0.175" (4.445mm)
- + **OPEN** - 6.25" (15.88cm)
- + **WEIGHT** - 3.00oz (85.05g)



**CONFIGURATIONS**  
176BK-COMBO | BLACK  
176BKSN-COMBO | BLACK

## SOCP® Dagger

176BK-COMBO | THOMPSON DESIGN

- + **MECHANISM** - Fixed Blade
- + **BLADE STYLE** - Double-edge dagger
- + **BLADE STEEL** - 440C stainless steel (58-60 HRC)
- + **HANDLE** - Black coated, single-piece with finger ring
- + **SHEATH** - MOLLE® compatible, MALICE CLIP® free, injection molded in black with lanyard hole and clip
- + **BLADE LENGTH** - 3.22" (8.18cm)
- + **BLADE THICKNESS** - 0.175" (4.445mm)
- + **OPEN** - 7.25" (18.42cm)
- + **WEIGHT** - 2.12oz (60.10g)
- + **SHEATH WEIGHT** - 1.04oz (29.48g)



**CONFIGURATIONS**  
173BK | BLACK

## Mini SOCP®

173BK | THOMPSON DESIGN

- + **MECHANISM** - Fixed Blade
- + **BLADE STYLE** - Double-edge dagger
- + **BLADE STEEL** - 440C stainless steel (58-60 HRC)
- + **HANDLE** - Black coated, single-piece with finger ring
- + **SHEATH** - MOLLE® compatible, MALICE CLIP® free, injection molded in black with lanyard hole and clip
- + **BLADE LENGTH** - 2.22" (5.64cm)
- + **BLADE THICKNESS** - 0.175" (4.445mm)
- + **OPEN** - 6.25" (15.88cm)
- + **WEIGHT** - 3.00oz (85.05g)



**CONFIGURATIONS**  
178SBK | SERR | BLACK  
178SBKSN | SERR | BLACK

## SOCP® Spear-point

178SBK | THOMPSON DESIGN

- + **MECHANISM** - Fixed Blade
- + **BLADE STYLE** - Spear-point
- + **BLADE STEEL** - 440C stainless steel (58-60 HRC)
- + **HANDLE** - Black coated, single-piece with finger ring
- + **SHEATH** - MOLLE® compatible, MALICE CLIP(R) free, injection molded in black or sand with lanyard hold and clip.
- + **BLADE LENGTH** - 3.22" (10.67cm)
- + **BLADE THICKNESS** - 0.175" (4.318mm)
- + **OPEN** - 7.25" (23.29cm)
- + **WEIGHT** - 2.04oz (160.46g)
- + **SHEATH WEIGHT** - 1.04oz (31.47g)



**CONFIGURATIONS**  
176BK | BLACK  
176BKSN | BLACK

## SOCP® Dagger

176BK | THOMPSON DESIGN

- + **MECHANISM** - Fixed Blade
- + **BLADE STYLE** - Double-edge dagger
- + **BLADE STEEL** - 440C stainless steel (58-60 HRC)
- + **HANDLE** - Black coated, single-piece with finger ring
- + **SHEATH** - MOLLE® compatible, MALICE CLIP® free, injection molded in black with lanyard hole and clip
- + **BLADE LENGTH** - 3.22" (8.18cm)
- + **BLADE THICKNESS** - 0.175" (4.445mm)
- + **OPEN** - 7.25" (18.42cm)
- + **WEIGHT** - 2.12oz (60.10g)
- + **HANDLE THICKNESS** - 0.18" (4.45mm)



**CONFIGURATIONS**  
178SBK-COMBO | SERR | BLACK  
178SBKSN-COMBO | SERR | BLACK

## SOCP® Spear-point

178SBK-COMBO | THOMPSON DESIGN

- + **MECHANISM** - Fixed Blade
- + **BLADE STYLE** - Spear-point
- + **BLADE STEEL** - 440C stainless steel (58-60 HRC)
- + **HANDLE** - Black coated, single-piece with finger ring
- + **SHEATH** - MOLLE® compatible, MALICE CLIP® free, injection molded in black or sand with lanyard hold and clip.
- + **BLADE LENGTH** - 3.22" (10.67cm)
- + **BLADE THICKNESS** - 0.175" (4.318mm)
- + **OPEN** - 7.25" (23.29cm)
- + **WEIGHT** - 2.04oz (160.46g)
- + **SHEATH WEIGHT** - 1.04oz (31.47g)





### CONFIGURATIONS

179GRY | GRAY

## SOCP® Rescue Tool

179GRY | THOMPSON DESIGN

- + **MECHANISM** - Fixed blade
- + **BLADE STYLE** - Rescue hook with carbide glass breaker and oxygen wrench
- + **BLADE STEEL** - 440C stainless steel (58-60 HRC)
- + **HANDLE** - Gray coated single-piece tool with finger ring
- + **SHEATH** - MOLLE® compatible, MALICE CLIP® free, injection molded in black with lanyard hole and clip
- + **BLADE LENGTH** - 2.50" (6.35cm)
- + **HOOK OPENING** - 0.375" (9.525mm)
- + **OPEN** - 6.75" (17.15cm)
- + **WEIGHT** - 1.88oz (53.30g)
- + **SHEATH WEIGHT** - 1.04oz (29.48g)



### CONFIGURATIONS

175BK | BLACK

## CBK

175BK

- + **MECHANISM** - Fixed Blade
- + **BLADE STYLE** - Chisel-ground, double-edge dagger
- + **BLADE STEEL** - 440C stainless steel (58-60 HRC)
- + **HANDLE** - Rubber-dipped
- + **SHEATH** - Injection-molded multi-position carry
- + **BLADE LENGTH** - 2.50" (6.35cm)
- + **BLADE THICKNESS** - 0.125" (3.175mm)
- + **OPEN** - 5.47" (13.89cm)
- + **WEIGHT** - 2.32oz (65.77g)
- + **HANDLE THICKNESS** - 0.25" (6.35mm)
- + **SHEATH WEIGHT** - 1.70oz (48.19g)



### CONFIGURATIONS

176T | RED

## SOCP® Trainer

176T | THOMPSON DESIGN

- + **MECHANISM** - Fixed Blade
- + **BLADE STYLE** - Trainer
- + **BLADE STEEL** - 440C stainless steel (58-60 HRC)
- + **HANDLE** - Red coated single-piece with finger ring
- + **SHEATH** - MOLLE® compatible, MALICE CLIP® free, injection molded in black with lanyard hole and clip
- + **BLADE LENGTH** - 2.78" (7.06cm)
- + **BLADE THICKNESS** - 0.175" (4.445mm)
- + **OPEN** - 6.81" (17.30cm)
- + **WEIGHT** - 2.58oz (73.14g)
- + **SHEATH WEIGHT** - 1.04oz (29.48g)



### CONFIGURATIONS

112SBK-BLK | SERR | BLACK

## H20 Fixed

112SBK-BLK

- + **MECHANISM** - Fixed Blade
- + **BLADE STYLE** - Opposing bevel with blunt tip and integrated rescue hook
- + **BLADE STEEL** - N680 ultra stainless steel (57-59 HRC)
- + **HANDLE** - Black textured Santoprene®
- + **SHEATH** - Injection molded with thumb release
- + **BLADE LENGTH** - 3.50" (8.89cm)
- + **BLADE THICKNESS** - 0.124" (3.150mm)
- + **OPEN** - 8.07" (20.50cm)
- + **WEIGHT** - 3.20oz (90.72g)
- + **HANDLE THICKNESS** - 0.54" (13.72mm)
- + **SHEATH WEIGHT** - 1.04oz (29.48g)



### CONFIGURATIONS

125BK | BLACK

## Azeria®

125BK

- + **MECHANISM** - Fixed Blade
- + **BLADE STYLE** - Wharncliffe with angled profile
- + **BLADE STEEL** - N680 ultra stainless steel (57-59 HRC)
- + **HANDLE** - Black Grivory®
- + **SHEATH** - Low-profile, molded with ambidextrous clip designed for duty belts; features anti-assailant retention device
- + **BLADE LENGTH** - 2.90" (7.37cm)
- + **BLADE THICKNESS** - 0.114" (2.896mm)
- + **OPEN** - 5.64" (14.33cm)
- + **WEIGHT** - 2.37oz (67.19g)
- + **HANDLE THICKNESS** - 0.55" (13.97mm)
- + **SHEATH WEIGHT** - 1.81oz (51.31g)



### CONFIGURATIONS

140BK | BLACK

## Nimravus®

140BK

- + **MECHANISM** - Fixed Blade
- + **BLADE STYLE** - Drop-point
- + **BLADE STEEL** - 154CM stainless steel (58-61 HRC)
- + **HANDLE** - Black anodized, 6061-T6 billet aluminum
- + **SHEATH** - Multifunctional, nylon, and MOLLE® compatible with MALICE CLIP®
- + **BLADE LENGTH** - 4.50" (11.43cm)
- + **BLADE THICKNESS** - 0.115" (2.921mm)
- + **OPEN** - 9.45" (24.00cm)
- + **WEIGHT** - 6.20oz (175.77g)
- + **HANDLE THICKNESS** - 0.58" (14.73mm)
- + **SHEATH WEIGHT** - 5.00oz (141.75g)





### CONFIGURATIONS

141SBKSN	SERR	BLACK
141SBK	SERR	BLACK

## Nimravus®

141SBKSN

- + **MECHANISM** - Fixed blade
- + **BLADE STYLE** - Tanto
- + **BLADE STEEL** - 154CM stainless steel (58-61 HRC)
- + **HANDLE** - Sand anodized, 6061-T6 billet aluminum
- + **SHEATH** - Multifunctional, nylon, and MOLLE® compatible with MALICE CLIP®
- + **BLADE LENGTH** - 4.50" (11.43cm)
- + **BLADE THICKNESS** - 0.115" (2.921mm)
- + **OPEN** - 9.45" (24.00cm)
- + **WEIGHT** - 5.86oz (166.13g)
- + **HANDLE THICKNESS** - 0.58" (14.73mm)
- + **SHEATH WEIGHT** - 5.00oz (141.75g)



### CONFIGURATIONS

7 BLKW	BLACK
7 BLKWSN	BLACK

## 7 Hook

7 BLKW

- + **MECHANISM** - Rescue hook
- + **BLADE STYLE** - Hook
- + **BLADE STEEL** - BDZ1 stainless steel (58-60 HRC)
- + **HANDLE** - Single piece dip coated handle
- + **SHEATH** - Nylon MOLLE® compatible with included MALICE CLIP®
- + **HOOK OPENING** - 0.50" (12.70mm)
- + **OPEN** - 4.30" (10.92cm)
- + **WEIGHT** - 1.50oz (42.52g)
- + **SHEATH WEIGHT** - 0.95oz (26.93g)



### CONFIGURATIONS

8 BLKW	BLACK
--------	-------

## 8 Hook

8 BLKW

- + **MECHANISM** - Rescue hook
- + **BLADE STYLE** - Hook
- + **BLADE STEEL** - 440C stainless steel (58-60 HRC)
- + **HANDLE** - Coated skeletonized
- + **SHEATH** - Black nylon with MALICE CLIP®
- + **HOOK OPENING** - 0.50" (12.70mm)
- + **OPEN** - 6.50" (16.51cm)
- + **WEIGHT** - 1.43oz (40.54g)
- + **SHEATH WEIGHT** - 0.88oz (24.95g)



### CONFIGURATIONS

8BLKW MED	BLACK
-----------	-------

## 8 Med Hook

8BLKW MED

- + **MECHANISM** - Rescue hook
- + **BLADE STYLE** - Hook
- + **BLADE STEEL** - 440C stainless steel (58-60 HRC)
- + **HANDLE** - Coated skeletonized
- + **SHEATH** - Black nylon with MALICE CLIP®
- + **HOOK OPENING** - 0.50" (12.70mm)
- + **OPEN** - 6.50" (16.51cm)
- + **WEIGHT** - 1.86oz (52.73g)
- + **SHEATH WEIGHT** - 0.88oz (24.95g)



## 1101 Pen

1101-2

- + **MECHANISM:** O-Ring Pressure Fit Cap
- + **INK CARTRIDGE:** Fisher Space Pen
- + **MATERIAL:** Aluminum with carbide tip
- + **OPEN LENGTH:** 5.33" (13.54cm)
- + **CLOSED LENGTH:** 5.10" (12.95cm)
- + **HANDLE DIAMETER:** 0.50" (12.70mm)
- + **WEIGHT:** 1.30oz. (36.85g)

### CONFIGURATIONS

1101-2	
--------	--



## 1100 Pen

1100-2

- + **MECHANISM:** O-Ring Pressure Fit Cap
- + **INK CARTRIDGE:** Fisher Space Pen
- + **MATERIAL:** Aluminum
- + **OPEN LENGTH:** 5.33" (13.54cm)
- + **CLOSED LENGTH:** 5.10" (12.95cm)
- + **HANDLE DIAMETER:** 0.50" (12.70mm)
- + **WEIGHT:** 1.30oz. (36.85g)

### CONFIGURATIONS

1100-2	
--------	--



# DESIGNER COLLABORATIONS

Benchmade believes working with custom designers creates the most innovative and functional designs in the industry. These skilled artisans and craftsmen pour their passion into their work and agonize over every detail. By collaborating with a selection of world-class custom designers, we're able to tap into the newest locking mechanisms, modern materials, and custom blending and finishing techniques.



## MEL PARDUE

The most senior design team member, Mel has been grinding sparks, making knives and creating a following for 25-plus years. His style has a class and simplicity all its own. The Pardue collaborations offer great utility to the every day knife user while at the same time presenting an upscale distinction. Less is definitely more with Mel's designs.

*McHenry & Williams*

**BILL MCHENRY & JASON WILLIAMS** Talented designers and developers of several innovations in the knife-making world including the Benchmade AXIS® mechanism.



## WARREN OSBORNE

Bridging the gap between custom and production knives, Warren created some of Benchmade's most iconic and loved models like the 940 series, Barrage, Rift and Contego. Warren set very high standards for himself and we are proud that his work has become ingrained in Benchmade's DNA.



## SEIICHI NAKAMURA

Engineering was his life's work until he retired to focus his efforts on a passion for custom knife work. He specializes in small Japanese-style folders, gentleman's carry and jewelry knives. His eye for artistry and mechanical engineering make him a perfect fit for the innovative Benchmade team.



## SHANE SIBERT

Since 1994, Shane Sibert's goal has been to design and create unique knives that evoke pride of ownership while at the same time perform tasks and challenges with exceptional ease. A lifelong avid backpacker, Shane draws inspiration from hiking throughout the Pacific Northwest's vast wilderness. He's an occasional practitioner of martial arts and enjoys scuba diving in Oregon's chilly waters.



## GREG THOMPSON

Greg used an extensive background in mixed martial arts to create the Special Operations Combatives Program (SOCP), a designated program for U.S. Army Special Operations Forces. With over 15 years of experience training Special Operations soldiers, Greg currently works as the Director of Training for the XVIII Airborne Corps at Fort Bragg, NC



## PATRICK FAMIN

For more than ten years, Patrick Famin has been designing and building knives. Originally from France, Patrick now splits his time between France and Florida. His knives are a fantastic blend of every day carry function and unique style, designed to go most anywhere in the world.



## JARED OESER

Inspired by a lifetime of art and design, Jared Oeser has quickly established himself as one of the preeminent custom designers in recent years. Working out of his shop in Utah, Jared's goal is to combine modern materials and methodologies with traditional simplicity. Oeser is best known for his highly detailed slip-joint and flipper designs.

# SHARPENERS



## 20° Guided Hone Tool

20° Guided Hone Tool with a controlled 20 degree angle featuring a ceramic rod and leather strop to keep your edge sharp.



50080 (Single)  
50081 (12 Pack)



## 14° Guided Hone Tool

14° Guided Hone Tool designed specifically for SelectEdge™ with a controlled 14 degree angle featuring a ceramic rod and leather strop to keep your edge sharp.



50082 (Single)  
50083 (12 Pack)



## Guided Field Sharpener

100604F

20° controlled-angle sharpener, perfect for knives, fish hooks, broadheads, and more.



## Edge Maintenance Tool

50030

In collaboration with Work Sharp, the Edge Maintenance Tool features a ceramic rod and leather strop to keep your edge sharp anywhere you have your knife.



## SHEATHS

### Model Specific

For optional model-specific sheaths, please visit their respective pages in the catalog.

**BUSHCRAFTER** - 988271F

**CBK** - 988085F

**FIXED ADAMAS** - 987592F (Black) ; 987800F (Sand)

**NIMRAVUS** - 983468F (Black) ; 983469F (Coyote)



### Folder Pouch (MOLLE® Compatible)

These snap-over hood closure pouches secure the knife well and can be used for belt carry with the MALICE CLIP® (included), and are MOLLE® system enabled too. Heavy stitch and elasticized true fit. Made in USA.

**984818F** - Black



### Cordura® Folder Pouch Snap Retention (MOLLE® Compatible)

Sheaths come standard with MALICE CLIP® and Velcro® adjustable belt hanger for belt carry. Heavy stitch and hard liners stow the knife securely and a snap-around closure secures the handle. Made in USA.

**100778F** - Black



### Soft Sheaths

All soft sheaths are 1680-denier poly-ballistic nylon with liners and Velcro® closures. Made in USA.

**981086F** - Soft Sheath, small

(1.625" W x 5" D), black

**981087F** - Soft Sheath, large

(2" W x 5.25" D), black

**981717F** - Soft Sheath, 4"

Bali-Song® Series, black



### 7-Hook (MOLLE® Compatible)

These Velcro® hood closure pouches secure the Rescue Hook for belt carry, and are MOLLE® system enabled with the MALICE CLIP® (sold separately). Made in USA.

+ **984166F** - Black

+ **984205F** - Foliage Green

+ **984204F** - Coyote



### 8-Hook Pouch (MOLLE® Compatible)

These Velcro® hood closure pouches secure the Rescue Hook for belt carry, and are MOLLE® system enabled with the MALICE CLIP® (sold separately). Made in USA.

**985398F** - Black

**985570F** - Foliage Green

**985569F** - Coyote



### Tek-Lok™

Multiple position options, with compatible sheath.

**981609F** - Tek-Lok™, large size



### MALICE CLIPS®

Injection-molded connecting clip to attach sheaths to MOLLE® systems, or to use as a belt-loop-style carry. Clips securely closed with a snap-lock.

**983550F** - Small (8" size)

**983551F** - Large (11" size)

## ACCESSORIES

### Benchmade Ferro Rod

50023

+ **STYLE** - Ferro Rod

+ **MATERIAL** - Blue anodized 6061-T6 aluminum tinder capsule

+ **STRIKER** - 5/16" by 3.10" ferrocerium rod

+ **EXTRA** - Included quickLIGHT™ waterproof tinder

+ **ORIGIN** - Made in the USA by Exotac



### BlueLube™ Lubricant

983900F

### BlueLube™ Cleanser

983901F

Clean, lubricate, and protect your Benchmade.



### Blue Box Tool Kit

981084F

T6, T8, and T10 Torx bits with a bit holder/extension, all in a molded plastic case that doubles as the handle.



### Knife Roll

50019

+ **STYLE** - Knife Roll

+ **COLOR** - Gray with black accents

+ **MATERIAL** - 1680 nylon and urethane coating construction

+ **CAPACITY** - Holds up to eleven knives and two pens

+ **EXTRA** - Two integrated loop panels for morale patches



### Bottle Opener

1000000

+ **STYLE** - Bottle opener

+ **COLOR** - Gray Steel

+ **MATERIAL** - Stainless steel with wordmark cutout



### Pint Glass

988053F

+ **STYLE** - Pint glass

+ **COLOR** - Clear with blue Benchmade butterfly logo

+ **MATERIAL** - Blue anodized 6061-T6 aluminum tinder capsule



### Coffee Mug

989133F

+ **STYLE** - Coffee mug

+ **COLOR** - Matte Black with Gloss Black logo, handle, rim

+ **MATERIAL** - Ceramic



601-211 PG14



535-3 PG20



535BK-4 PG20



535 PG22



535S PG22



591BK PG40



595 PG40



595SBK PG40



495 PG41



496 PG41



535GRY-1 PG22



535SGRY-1 PG22



535BK-2 PG22



535SBK-2 PG22



533BK-2 PG23



490 PG41



470-1 PG42



162 PG42



200 PG43



202 PG43



533BK-1 PG23



533 PG23



940 PG26



940BK PG26



940-1 PG26



51 PG43



85 PG44



62 PG44



15080-2 PG48



15085-2 PG48



940-2 PG26



945 PG27



945BK-1 PG27



550-S30V PG27



555-S30V PG28



15200ORG PG48



15500 PG50



15006 PG53



15004 PG53



15002 PG53



551-S30V PG28



551BK-S30V PG28



551SBK-S30V PG28



551BKOD-S30V PG28



551BKSN-S30V PG29



15002-1 PG56



15017-1 PG56



15017 PG56



15061 PG57



15031-2 PG57



551-ORG-S30V PG29



556-S30V PG29



556S-S30V PG29



556BK-S30V PG29



556SBK-S30V PG29



15060-2 PG57



537GY-1 PG60



537SGY-1 PG60



537GY PG61



980SBK PG62



556BKOD-S30V PG30



556SBKOD-S30V PG30



556-BLU-S30V PG30



556-PNK-S30V PG30



550-1 PG31



916SBK PG62



916SBK-ORG PG63



917SBK PG63



391BK PG66



391SBK PG66



551-1 PG31



556-1 PG31



560BK-1 PG32



565-1 PG32



485 PG32



391T PG66



417 PG66



417BK PG66



570-1 PG67



570SBK-1 PG67



601 PG33



602 PG33



381 PG34



1500 PG34



318 PG36



575-1 PG67



575BK-1 PG67



273GY-1 PG68



273FE-2 PG68



275GY-1 PG68



319 PG36



580 PG36



580S PG36



583BK PG37



583SBK PG37



275SGY-1 PG68



275FE-2 PG68



275SFE-2 PG68



2750GY-3 PG68



2750SGY-3 PG68



585 PG37



585S PG37



585SBK PG37



585-2 PG37



580-2 PG38



2750FE-2 PG68



2750SFE-2 PG68



9070SBK PG71



9070SBK-1 PG71



4170BK PG71





## WARRANTY

### LIMITED LIFETIME WARRANTY

Benchmade Knife Company, Inc. ("Benchmade") warrants to the original purchaser that their genuine Benchmade knife purchased from Benchmade or one of its authorized sellers will be free from defects in materials and workmanship from the date of purchase for as long as said purchaser owns the knife that was purchased. This warranty applies only to knives that were purchased from Benchmade or an authorized Benchmade seller with proof of purchase, unless otherwise prohibited by law. Benchmade knives are legitimately sold only by authorized sellers who are required to follow Benchmade's policies, procedures, and quality control standards. Benchmade reserves the right to reject warranty claims from purchasers for knives purchased from unauthorized sellers, including unauthorized Internet sites. Benchmade will repair or replace a defective knife that is covered by this warranty at Benchmade's option.

### WHAT IS COVERED?

This warranty covers replacement parts and labor.

### WHAT IS NOT COVERED:

This warranty does not cover defects due to normal wear and tear, re-sharpening of the blade, damage due to neglect, misuse, lack of normal or necessary maintenance, alteration or disassembly of the knife by any third party, or negligence.

Do not use your knife as a screwdriver, pry bar, chisel or punch. Do not throw your knife or use it for any purpose other than cutting. Do not disassemble your knife. Do not sharpen your knife on a power grinding wheel. Any of these acts will void this warranty. **MINIMUM CHARGE TO REASSEMBLE A KNIFE WHEN THIS WARRANTY HAS BEEN VOIDED IS \$20 PLUS PARTS.** Blade replacements outside of warranty may also be purchased. This knife has only one use, as a cutting tool. Benchmade knives carry no warranty except as expressly contained herein. Benchmade disclaims all warranties of merchantability and fitness for a particular purpose other than for use as a cutting tool. Any implied warranties that may be applicable to Benchmade products, including implied warranties of merchantability or fitness for a particular purpose, are limited in duration to the duration of this warranty. Some States do not allow limitations on how long an implied warranty lasts, so the above limitation may not apply to you. Under no circumstances shall Benchmade be liable for any special, incidental, or consequential damages based upon breach of this warranty, breach of contract or strict liability. Some States do not allow the exclusion or limitation of incidental or consequential damages, so the above limitation or exclusion may not apply to you. This warranty gives you specific legal rights, and you may also have other rights which vary from State to State.

Please review the warranty information and proper knife care instructions provided with each knife.

### WARRANTY EXCLUSIONS:

Knives purchased on the Internet through unauthorized websites, mail order outlets, or through any other unauthorized source, and knives which are determined by Benchmade to be counterfeit are excluded from coverage under this warranty.

Any Benchmade knife that is modified from its original factory condition will void the warranty. Benchmade is not responsible for parts or treatments added to or removed from the knife or for knives that are otherwise modified in any way, as these may cause the knife to function differently (and potentially less safely) than originally designed and intended.

### TO SUBMIT A WARRANTY CLAIM:

The knife must be shipped by owner to the address provided below, postage prepaid and insured freight (optional), together with the Benchmade Warranty Service Form (available at [www.benchmade.com/warranty-service](http://www.benchmade.com/warranty-service) or by calling 1-833-557-2526).

Benchmade Knife Company, Inc.

Attn: Product Services

300 Beaver Creek Rd.

Oregon City, OR 97045

Any automatic knife (button activated spring-opening) returned for warranty service from outside of Oregon must also include either a signed copy of the Auto Knife Opening Acknowledgment ("AKOA") Form, or your web account username if you have already signed and accepted the AKOA. Otherwise, the knife must be returned through the authorized Benchmade seller from which the knife was originally purchased. No exceptions will be made.

Automatic knives will be returned in compliance with Federal law.

### ORDERING OF AUTOMATIC KNIVES

Automatic knives are available for sale in Oregon. The sale of automatic knives is federally regulated. Always check permissibility within your state or locality as non-federal personnel may be precluded from ownership or use by state laws. **NO EXCEPTIONS WILL BE MADE.** Purchase of automatic knives outside of the state of Oregon must be preceded by the submission of an AKOA form.

The Benchmade AKOA form can be found at:

[www.benchmade.com/media/forms/ako\\_acknowledgment.pdf](http://www.benchmade.com/media/forms/ako_acknowledgment.pdf)

### SHIPPING OF AUTOMATIC KNIVES

All automatic knives shipped by Benchmade will be sent via courier (UPS, FedEx, etc.) and CANNOT be shipped through the U.S. Postal Service. Also, please note that all returns of automatic knives must be shipped via courier (UPS, FedEx, etc.). It is our policy that all automatic knives shipped out of state require a signed AKOA form. We will not ship automatic knives out of state until we receive a signed AKOA form.

### ARE BENCHMADE ASSIST-OPEN

#### KNIVES LEGAL?

Because of the way the Benchmade assist-open knives are designed and built, they are not considered automatic or switchblade knives under federal interpretations.

Even though the Benchmade assist-open models are not classified as automatics or switchblades, it is still recommended that the user research and verify the legalities in their own specific areas.

### COMPLIANCE WITH LAWS, ASSUMPTION OF RISK, RELEASE OF LIABILITY, INDEMNITY

The purchase, use, and ownership of knives is subject to a wide variety of federal, state, and local laws and regulations. Knife laws and regulations are subject to local interpretations and may change frequently. It is the responsibility of the buyer to be aware of and to comply with the laws that govern the buyer in the buyer's specific area, pertaining to owning, carrying, transporting, shipping, and using the product.

We encourage responsible ownership.

**THE KNIFE IS VERY SHARP. USE WITH CARE. BE SMART AND SAFE. KEEP OUT OF REACH OF CHILDREN. MISUSE OF THE PRODUCT OR FAILURE TO PROPERLY MAINTAIN YOUR PRODUCT CAN CAUSE MECHANISMS IN THE PRODUCT TO NOT FUNCTION PROPERLY AND COULD CAUSE DAMAGE TO THE PRODUCT AND/OR SERIOUS INJURY OR EVEN DEATH.**

You expressly release Benchmade from, and you expressly agree to indemnify and hold harmless Benchmade for, all claims, damages, liabilities, losses, and expenses (including reasonable attorneys' fees) resulting directly or indirectly from your purchase, ownership, transportation, shipment, use, or misuse of your product in violation of any federal, state, or local law, rule, or regulation. Except for the express product Warranty provided herein, Benchmade will not be held responsible or liable for your purchase, ownership, transportation, shipment, use, or misuse of any Benchmade product purchased, either directly from Benchmade or from any retail dealer.



Benchmade is proud to be a charter member of AKTI. Get involved. Help protect your knife freedoms. Join AKTI today!

877.752.8770 or [www.akti.org](http://www.akti.org)

### PRICING

Every effort is made to ensure the accuracy of the prices and information presented in this catalog. However, we reserve the right to rectify any and all errors prior to any sale transactions. Prices shown are at suggested retail (U.S. currency). Actual purchase prices may vary. All pricing and product specifications are subject to possible change without prior notice. Visit [www.benchmade.com](http://www.benchmade.com) for the latest information.

The following are trademarks or registered trademarks of Benchmade Knife Company, Inc. or trademarks or registered trademarks of Mentor Group, L.L.C. and used under license: B7; Adamas; Aileron; Aller; Altitude; Anthem; Arcane; Autocrat; AXIS; Azera; Bailout; Bali-Song; Bali-Song (butterfly logo); Barrage; Bedlam; Benchmade; Benchmade (butterfly logo); Benchmade (wordmark logo); Benchmade HUNT (wordmark logo); BlueLube; Boost; Bugout; Butterfly (wordmark logo); Casbah; Cascabel; Coalition; Custom Knife Builder (wordmark logo); Dualist; Emissary; Fact; Follow-Up; Freek; Genuine AXIS Mechanics (logo); Griptilian; Grizzly Ridge; Impel; Infidel; Mediator; Morpho; Nimravus; Om; Option; Outlast; Pacifist; Pagan; Phaeton; Pike; Precipice; Presidio; Presidio Ultra; Proper; Rift; Rolling Lock; Saibur; Sequel; Stryker; The Edge of Perfection; Triage; Turret; Vallation; Vector. • NOTE: We reserve the right to make any design and/or material modifications without prior notice. • Benchmade products may be manufactured under one or more of the patents found at <https://www.benchmade.com/patents>





300 BEAVERCREEK ROAD  
OREGON CITY, OR 97045

## USA

CUSTOMER  
SERVICE/SALES

---

**TELEPHONE:**

833.557.2526

**CUSTOMER  
SERVICE FAX:**

503.496.1896

**EMAIL:**

[info@benchmade.com](mailto:info@benchmade.com)

**WEB:**

[dealer.benchmade.com](http://dealer.benchmade.com)

## LAW ENFORCEMENT

CUSTOMER  
SERVICE/SALES

---

**TELEPHONE:**

833.557.2526  
(ASK FOR LE SALES)

**EMAIL:**

[lesales@benchmade.com](mailto:lesales@benchmade.com)

**WEB:**

[benchmade.com](http://benchmade.com)

## FEDERAL GOVERNMENT

CUSTOMER  
SERVICE/SALES

---

**TELEPHONE:**

833.557.2526  
(ASK FOR FED/GOV SALES)

**FED/GOV FAX:**

503.496.1896

**EMAIL:**

[military@benchmade.com](mailto:military@benchmade.com)

**WEB:**

[benchmade.com](http://benchmade.com)

**GSA CONTRACT:**

GS-07F-0537T

**CAGE CODE:**

041N2

## INTERNATIONAL

CUSTOMER  
SERVICE/SALES

---

**TELEPHONE:**

833.557.2526  
(ASK FOR INTERNATIONAL SALES)

**EMAIL:**

[international@benchmade.com](mailto:international@benchmade.com)

**WEB:**

[benchmade.com](http://benchmade.com)

